

Chemily Glycoscience



Product Catalog 2016 - 2017





Chemily Glycoscience

Chemily is a research, development, and consulting company dedicated to advancing **Glycoscience**. We specialize in **carbohydrate-based biochemicals, reagents** and **pharmaceuticals**, and have been manufacturing several categories of products using our proprietary chemo-enzymatic and *in vivo* bioengineering technology. Our products include:

- **Glyco-related enzymes: glycosyltransferases, glycosidases, sugar nucleotide biosynthesized enzymes**
- **Sugar nucleotides and their derivatives**
- **Structure-defined oligosaccharides: N-Glycan, HMO, H, L, and TE**
- **Carbohydrate-based pharmaceuticals and glycoprotein vaccines**

** Bulk quantities are available upon request.*

We also offer a wide range of **glycomics and proteomics' services**. We utilize state-of-the-art mass spectrometry instrumentation and workflows to provide protein / glycan analysis. Our team, with years of experience, will provide reliable results to facilitate your research, and we hope to be your first choice when you are seeking a partner to accelerate your projects. Our services include:

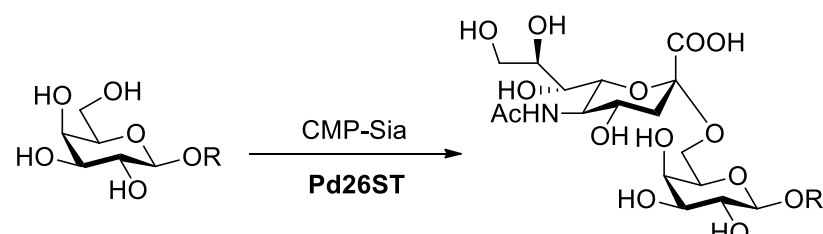
- **Protein identification (Protein ID)**
- **Global proteomic profiling**
- **Global profiling of N-linked glycosylation sites**
- **Global glycomic profiling**
- **Glycoprotein analysis**

We look forward to working with you on your future research needs!

EN01001 α 2,6-sialyltransferase; Pd26ST

E.C.: 2.4.99.1

E. coli recombinant α 2,6-sialyltransferase from *Photobacterium damsel*



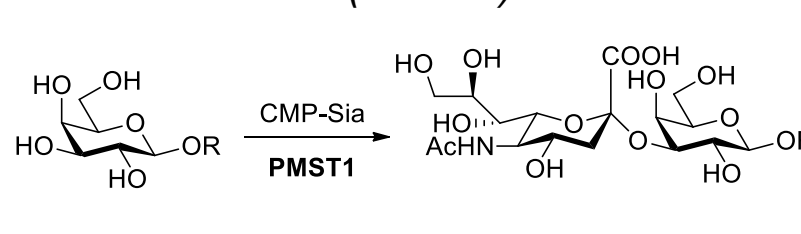
One unit is defined as the amount of enzyme that catalyzes the formation of 1 μ mol Sia α 2,6Lac from CMP-Sia and lactose per minute at 37 $^{\circ}$ C.

Package: 1 U, 5 U, 25 U

EN01002 α 2,3-sialyltransferase; PmST1

E.C.: 2.4.99.4

E. coli recombinant α 2,3-sialyltransferase from *Pasteurella multocida* (P-1059)



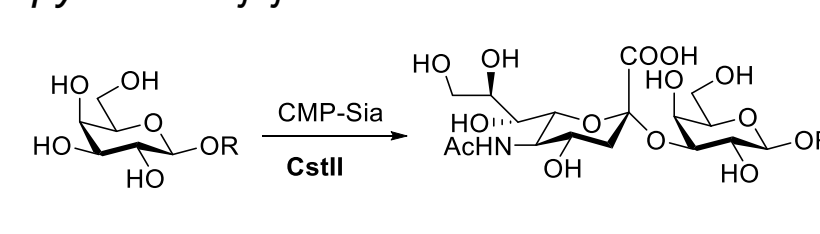
One unit is defined as the amount of enzyme that catalyzes the formation of 1 μ mol Sia α 2,3Lac from CMP-Sia and lactose per minute at 37 $^{\circ}$ C.

Package: 1 U, 5 U, 25 U

EN01003 α 2,8-sialyltransferase; CstII

E.C.: 2.4.99.8

E. coli recombinant α 2,8-sialyltransferase from *Campylobacter jejuni*



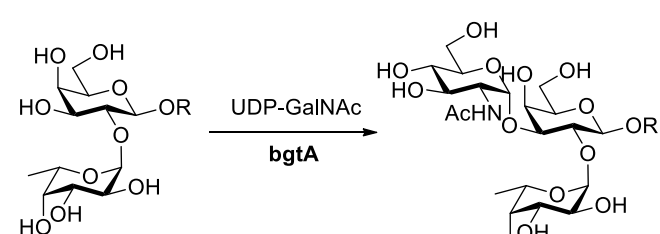
One unit is defined as the amount of enzyme that catalyzes the formation of 1 μ mol Sia α 2,3Lac from CMP-Sia and lactose per minute at 37 $^{\circ}$ C.

Package: 1 U, 5 U, 25 U

EN01004 α 1,3-galactosaminyltransferase; BgtA

E.C.: 2.4.1.40

E. coli recombinant α 1,3-N-acetyl-galactosaminyltransferase from *Helicobacter mustelae*



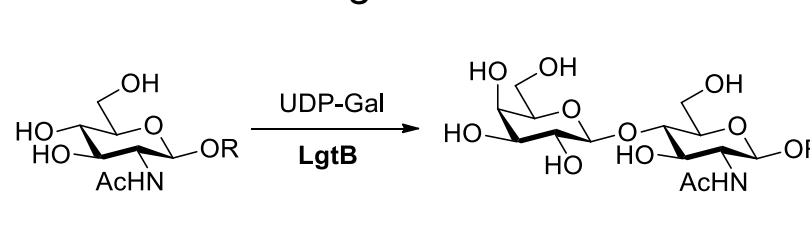
One unit is defined as the amount of enzyme that catalyzes the formation of 1 μ mol GalNAc α 1,3 (Fuc α 1,2)Gal from Fuc α 1,2Gal per min at 37 $^{\circ}$ C.

Package: 1 U, 5 U, 25 U

EN01005 β 1,4-galactosyltransferase; LgtB

E.C.: 2.4.1.90

E. coli recombinant β 1,4-galactosyltransferase from *Neisseria meningitides*



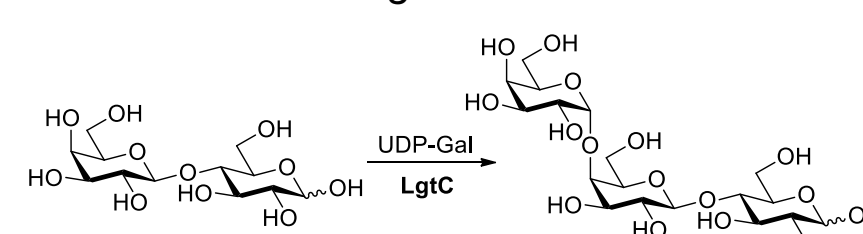
One unit is defined as the amount of enzyme that catalyzes the formation of 1 μ mol of Gal β 1,4GlcNAc from UDP-Gal and GlcNAc per min at 37 $^{\circ}$ C.

Package: 1 U, 5 U, 25 U

EN01006 α 1,4-galactosyltransferase; LgtC

E.C.: 2.4.1.228

E. coli recombinant α 1,4-galactosyltransferase from *Neisseria meningitides*



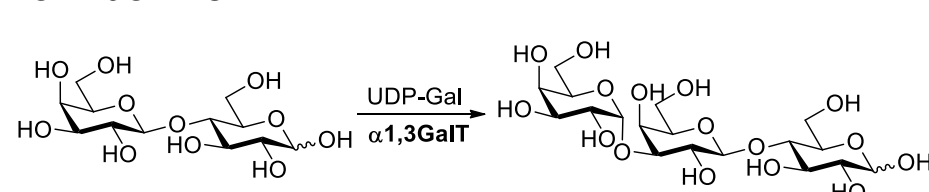
One unit is defined as the amount of enzyme that catalyzes the formation of 1 μ mol of Gal α 1,4Lac from UDP-Gal and Lactose per minute at 37 $^{\circ}$ C.

Package: 1 U, 5 U, 25 U

EN01007 α 1,3-galactosyltransferase; α 1,3GalT

E.C.: 2.4.1.87

E. coli recombinant α 1,3-galactosyltransferase from bovine



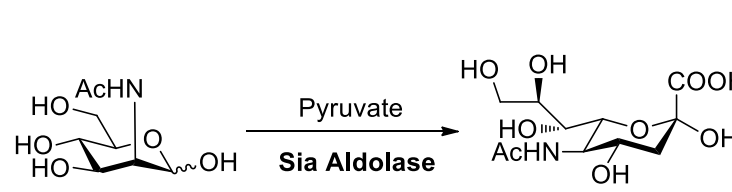
One unit is defined as the amount of enzyme that catalyzes the formation of 1 μ mol of Gal α 1,3Lac from UDP-Gal and lactose per minute at 37 $^{\circ}$ C.

Package: 1 U, 5 U, 25 U

EN01008 Sialic acid aldolase; NPL

E.C.: 4.1.3.3

E. coli recombinant sialic acid aldolase from *E. coli* K-12 MG1655



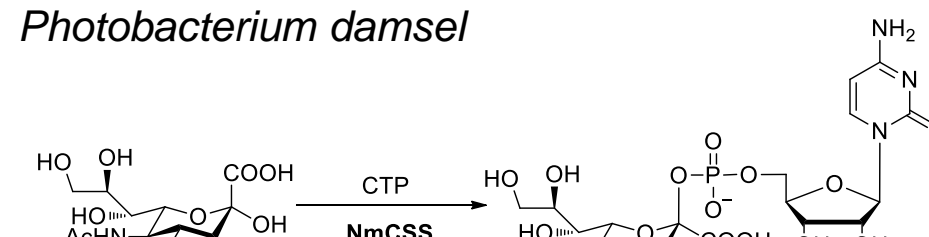
One unit is defined as the amount of enzyme that catalyzes the formation of 1 μ mol Sia from ManNAc and pyruvate per minute at 37 $^{\circ}$ C.

Package: 10 U, 50 U, 250 U

EN01009 CMP-sialic acid synthetase; NmCSS

E.C.: 2.7.7.43

E. coli recombinant α 2,6sialyltransferase from *Photobacterium damsel*



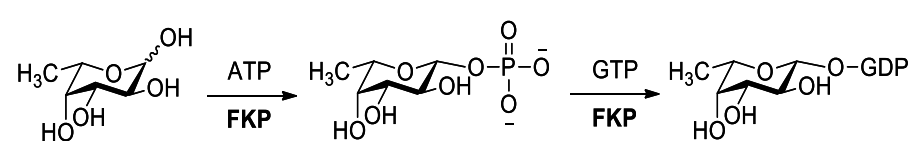
One unit is defined as the amount of enzyme that catalyzes the formation of 1 μ mol CMP-Sia from sialic acid and CTP per minute at 37 $^{\circ}$ C.

Package: 10 U, 50 U, 100 U

EN01010 L-fucokinase/GDP-fucose pyrophosphorylase; FKP

E.C.: 2.7.1.52/2.7.7.30

E. coli recombinant L-fucokinase/GDP-fucose pyrophosphorylase from *Bacteroides fragilis*



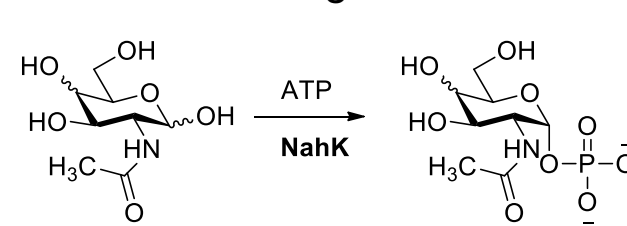
One unit is defined as the amount of enzyme that catalyzes the formation of 1 μ mol of Fuc-1-P from L-Fuc and ATP per minute at 37 $^{\circ}$ C.

Package: 2 U, 10 U, 50 U

EN01011 N-acetylhexosamine kinase; NahK

E.C.: 2.7.1.162

E. coli recombinant N-acetylhexosamine kinase from *Bifidobacterium longum*



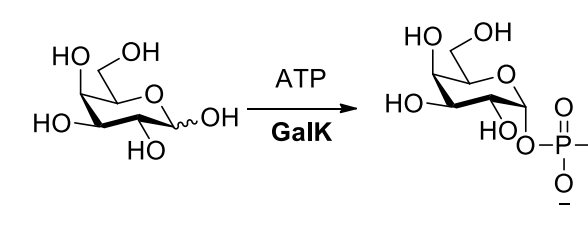
One unit is defined as the amount of enzyme that catalyzes the formation of 1 μ mol of GlcNAc-1-P from GlcNAc and ATP per minute at 37 $^{\circ}$ C.

Package: 5 U, 20 U, 100 U

EN01013 Galactokinase; BiGalK

E.C.: 2.7.1.6

E. coli recombinant galactokinase from *Bifidobacterium infantis*



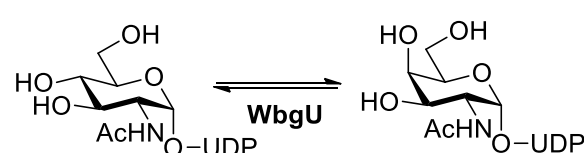
One unit is defined as the amount of enzyme that catalyzes the formation of 1 μ mol of Gal-1-P from galactose and ATP per minute at 37 $^{\circ}$ C.

Package: 5 U, 20 U, 100 U

EN01014 UDP-GlcNAc 4-epimerase; WbgU

E.C.: 5.1.3.7

E. coli recombinant UDP-GlcNAc 4-epimerase from *Plesiomonas shigelloides* O17



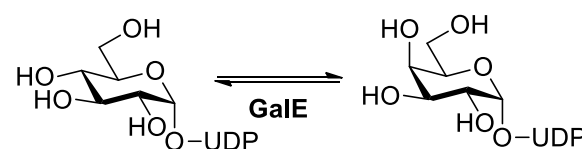
One unit is defined as the amount of enzyme that catalyzes the formation of 1 μ mol of UDP-GalNAc from UDP-GlcNAc per minute at 37 $^{\circ}$ C.

Package: 10 U, 50 U, 250 U

EN01015 UDP-Glc 4-epimerase; GalE

E.C.: 5.1.3.2

E. coli recombinant UDP-Glc 4-epimerase from *E. coli* K12



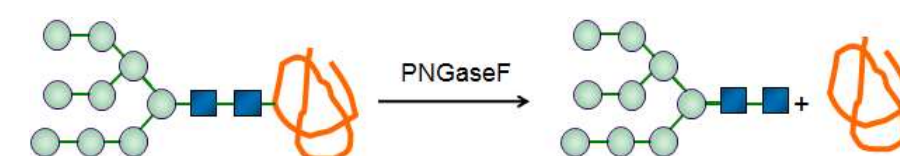
One unit is defined as the amount of enzyme that catalyzes the formation of 1 μ mol of UDP-Gal from UDP-Glc per minute at 37 $^{\circ}$ C.

Package: 10 U, 50 U, 250 U

EN01016 Glycopeptidase; PNGaseF

E.C.: 3.5.1.52

E. coli recombinant peptide-N4-(N-acetyl- β -glucosaminyl) asparagineamidase from *Flavobacterium meningosepticum*



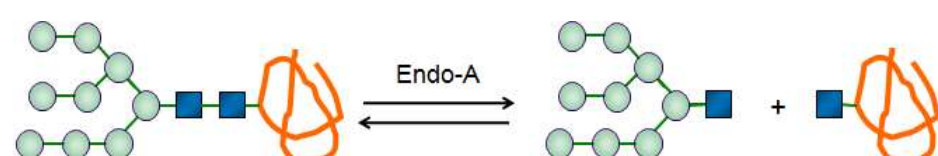
One unit is defined as the amount of enzyme that catalyzes the release of 1 nmol N-glycan from RNaseB per minute at 37 $^{\circ}$ C.

Package: 100 U, 250 U, 500 U

EN01017 Endo- β -N-acetylglucosaminidase A; Endo-A

E.C.: 3.2.1.96

E. coli recombinant endo- β -N-acetylglucosaminidase from *Arthrobacter protophormia*



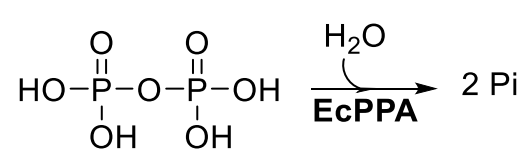
One unit is defined as the amount of enzyme that catalyzes the release of 1 nmol N-glycan from RNaseB per minute at 37 $^{\circ}$ C.

Package: 200 U, 500 U, 1 KU

EN01018 Inorganic pyrophosphatase; PmPPA

E.C.: 3.6.1.1

E. coli recombinant inorganic pyrophosphatase from *Pasteurella multocida*



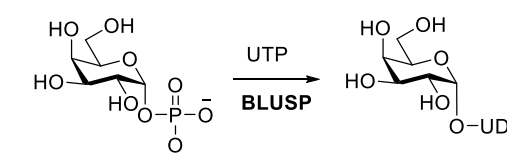
One unit is defined as the amount of enzyme that catalyzes the release of 2 μ mol of phosphate from pyrophosphate per minute at 37 $^{\circ}$ C.

Package: 1 KU, 2.5 KU, 5 KU

EN01019 UDP-sugar pyrophosphorylase; BIUSP

E.C.: 2.7.7.64

E. coli recombinant UDP-sugar pyrophosphorylase from *Bifidobacterium longum*



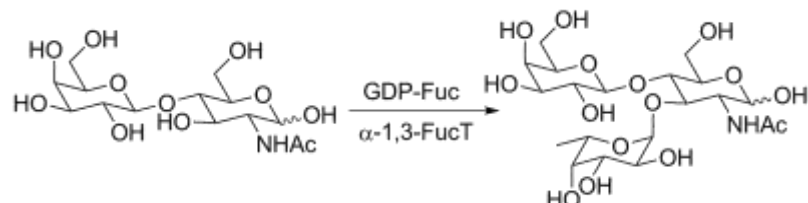
One unit is defined as the amount of enzyme that catalyzes the formation of 1 μ mol of UDP-Gal from Gal-1-P and UTP per minute at 37 $^{\circ}$ C.

Package: 5 U, 10 U, 25 U

EN01020 α -1,3-fucosyltransferase; α 1,3FucT

E.C.: 2.4.1.65

E. coli recombinant α -1,3-fucosyltransferase from *Helicobacter pylori*



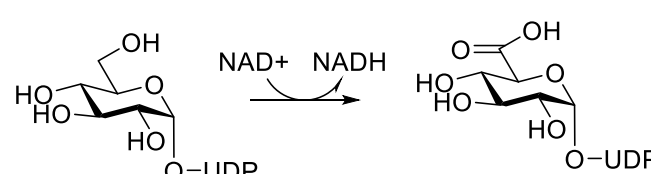
One unit is defined as the amount of enzyme that catalyzes the transfer of 1 μ mol Fuc from GDP-Fuc to acceptor per minute at 37 $^{\circ}$ C.

Package: 1 U, 5 U, 10 U

EN01021 UDP-Glc dehydrogenase; UDPDH

E.C.: 1.1.1.22

E. coli recombinant uridine-5-diphosphoglucose dehydrogenase from *Streptococcus pyogenes*



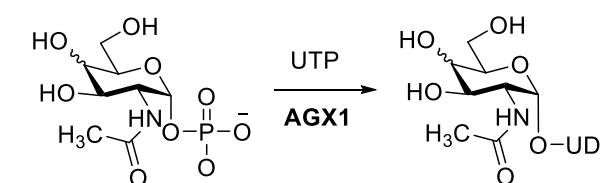
One unit will oxidize 1.0 μ mol of UDP-glucose to UDP-glucuronic acid per minute at pH 8.7 at 25 $^{\circ}$ C.

Package: 5 U, 25 U, 100 U

EN01022 N-acetylglucosamine-1-P uridyltransferase; AGX1

E.C.: 2.3.1.157

E. coli recombinant N-acetylglucosamine-1-P uridyltransferase from *Homo sapien*



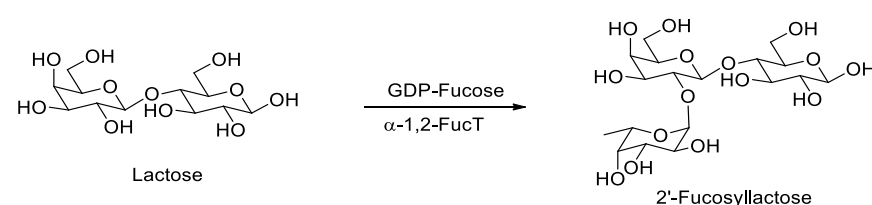
One unit is defined as the amount of enzyme that catalyzes the formation of 1 μ mol of UDP-GlcNAc from GlcNAc-1-P and UTP per minute at 37 $^{\circ}$ C.

Package: 5 U, 25 U, 50 U

EN01023 α 1,2-fucosyltransferase; α 1,2FucT

E.C.: 2.4.1.69

E. coli recombinant α 1,2-fucosyltransferase from *Helicobacter mustelae*



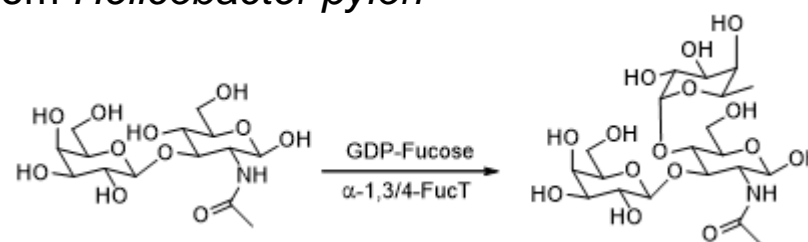
One unit is defined as the amount of enzyme that catalyzes the formation of 1 μ mol Fuc α 1,2Lac from GDP-Fuc and lactose per minute at 37 $^{\circ}$ C.

Package: 1 U, 5 U, 10 U

EN01024 α 1,3/4-fucosyltransferase; α 1,3/4FucT

E.C.: 2.4.1.65

E. coli recombinant α 1,3/4-fucosyltransferase from *Helicobacter pylori*



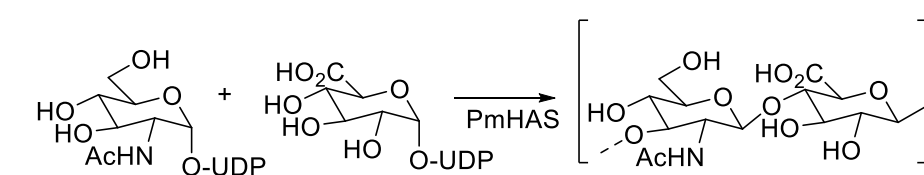
One unit is defined as the amount of enzyme that catalyzes the transfer of 1 μ mol Fuc from GDP-Fuc to acceptor per minute at 37 $^{\circ}$ C.

Package: 1 U, 5 U, 10 U

EN01025 Hyaluronan synthase; PmHAS

E.C.: 2.4.1.212

E. coli recombinant hyaluronan synthase from *Pasteurella multocida*



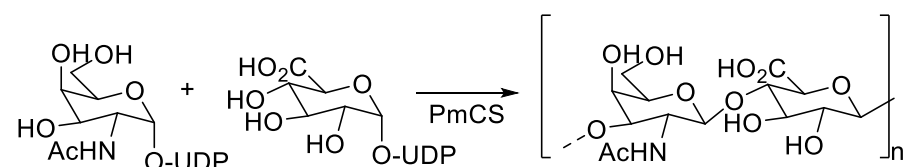
PmHAS polymerizes hyaluronan chain from UDP-GlcNAc and UDP-GlcA sugar nucleotide donors.

Package: 1 mg, 5 mg, 10 mg

EN01026 Chondroitin synthase; PmCS

E.C.: 2.4.1.226

E. coli recombinant chondroitin synthase from *Pasteurella multocida*



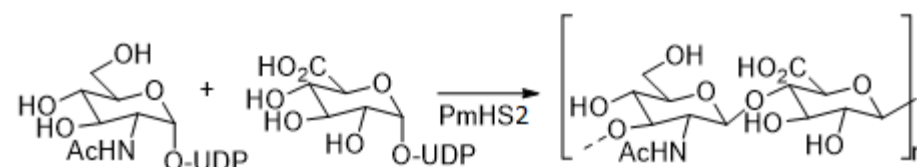
PmCS polymerizes chondroitin chain from UDP-GlcNAc and UDP-GlcA sugar nucleotide donors.

Package: 1 mg, 5 mg, 10 mg

EN01027 Heparosan synthase 2; PmHS2

E.C.: 2.4.1.-

E. coli recombinant heparosan synthase from *Pasteurella multocida*



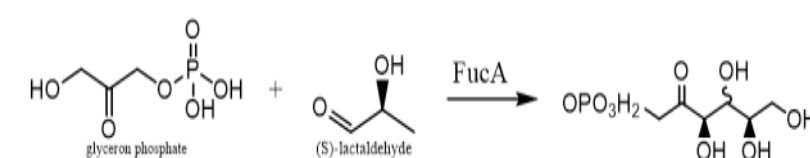
PmHS2 polymerizes heparosan chain from UDP-GlcNAc and UDP-GlcA sugar nucleotide donors.

Package: 1 mg, 5 mg, 10 mg

EN01028 L-fuculose aldolase; FucA

E.C.: 4.1.2.17

E. coli recombinant L-fuculose aldolase from *Thermus thermophilus HB8*



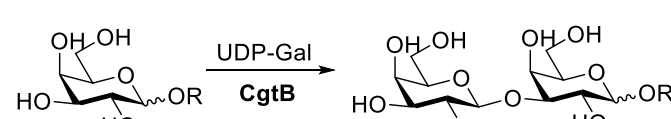
One unit is defined as the amount of enzyme that catalyzes the formation of 1 μmol of glycerone phosphate and (S)-lactaldehyde from L-fuculose 1-phosphate per minute at 37 °C.

Package: 5 U, 10 U, 25 U

EN01029 β1,3-galactosyltransferase; CgtB

E.C.: 2.4.1.62

E. coli recombinant β1,3-galactosyltransferase from *Campylobacter jejuni*



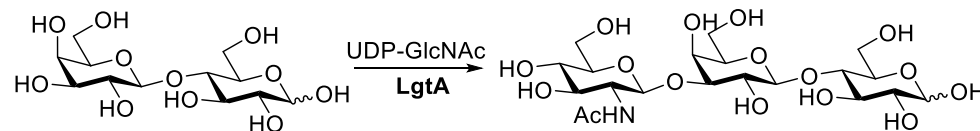
One unit is defined as the amount of enzyme that catalyzes the formation of 1 μmol Galβ1,3Gal from Gal and UDP-Gal per min at 37 °C.

Package: 1 U, 5 U, 10 U

EN01030 β1,3-N-acetylhexaminyltransferase; LgtA

E.C.: 2.4.1.56

E. coli recombinant β1,3-N-acetylhexosaminyltransferase from *Neisseria meningitidis*



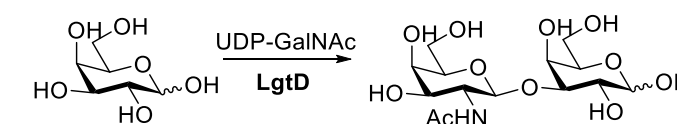
One unit is defined as the amount of enzyme that catalyzes the formation of 1 μmol of Galβ1,3Lac from UDP-GlcNAc and lactose per min at 37 °C.

Package: 1 U, 5 U, 10 U

EN01031 β1,3-N-acetylgalactosaminyltransferase; LgtD

E.C.: 2.4.1.-

E. coli recombinant β1,3-N-acetylgalactosaminyltransferase from *Neisseria meningitidis*



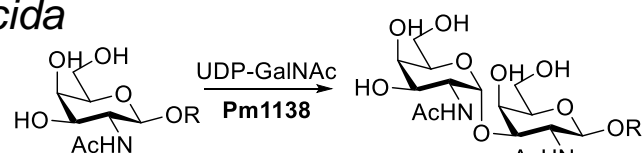
One unit is defined as the amount of enzyme that catalyzes the formation of 1 μmol of GalNAcβ1,3-Gal from UDP-GalNAc and Gal per min at 37 °C.

Package: 1 U, 5 U, 10 U

EN01032 α1,3-N-acetylgalactosaminyltransferase; Pm1138

E.C.: 2.4.1.-

E. coli recombinant α1,3-N-acetylgalactosaminyltransferase from *Pasteurella multocida*



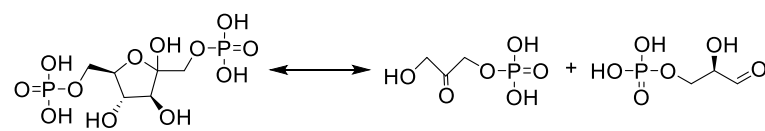
One unit is defined as the amount of enzyme that catalyzes the formation of 1 μmol GalNAcα1,3-GalNAc from UDP-GalNAc and GalNAc per min at 37 °C.

Package: 1 U, 5 U, 10 U

EN01033 Fructose 1,6-bisphosphate aldolase; SMALDO

E.C.: 4.1.2.13

E. coli recombinant fructose 1,6-bisphosphate aldolase from *E. coli O157:H7*



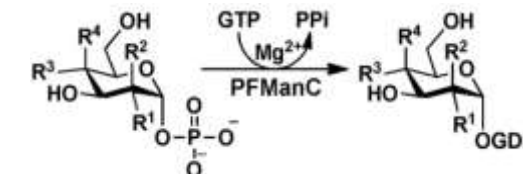
One unit is defined as the amount of enzyme that catalyzes the release of 1 μmol of DHAP and G3P from fructose 1,6-bisphosphate per minute at 37 °C.

Package: 100 U, 500U, 1 KU

EN01035 GDP-mannose pyrophosphorylase; ManC

E.C.: 2.7.7.13

E. coli recombinant GDP-mannose pyrophosphorylase from *Pyrococcus furiosus*



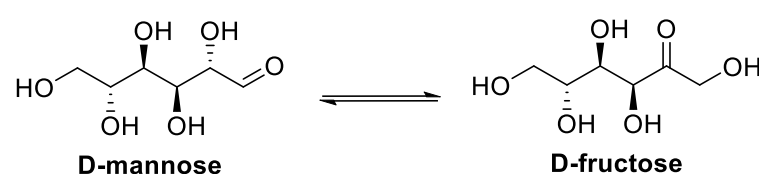
One unit is defined as the amount of enzyme that catalyzes the formation of 1 μmol of GDP-Man from Mannose-1-P and GTP per minute at 37 °C.

Package: 10 U, 25 U, 50 U

EN01037 D-mannose isomerase

E.C.: 5.3.1.7

E. coli recombinant D-mannose isomerase from *E. coli* K12



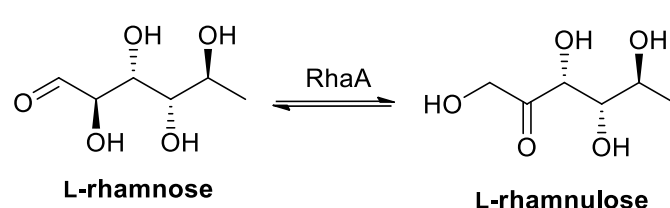
One unit is defined as the amount of enzyme that catalyzes the formation of 1 μmol of D-fructose from d-Mannose per minute at 37 °C.

Package: 100 U, 1 KU, 5 KU

EN01038 L-rhamnose isomerase; RhaA

E.C.: 5.3.1.14

E. coli recombinant L-rhamnose isomerase from *E. coli* K12



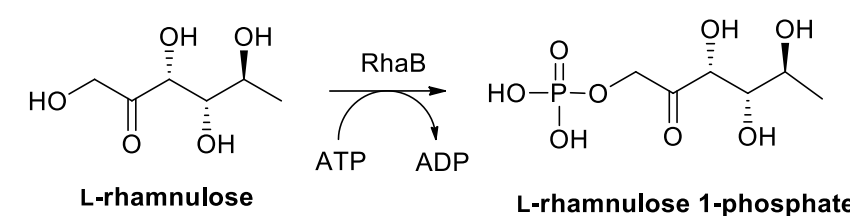
One unit is defined as the amount of enzyme that catalyzes the formation of 1 μmol of L-rhamnulose from L-rhamnose per minute at 37 °C.

Package: 5 U, 20 U, 100 U

EN01039 L-rhamnulose kinase; RhaB

E.C.: 2.7.1.5

E. coli recombinant L-rhamnulose kinase from *E. coli* K12



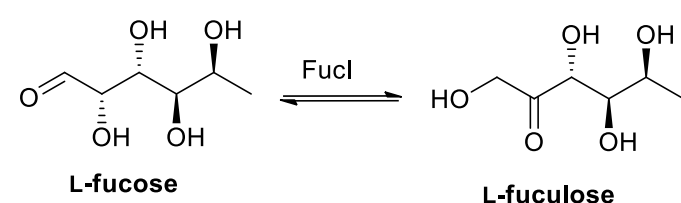
One unit is defined as the amount of enzyme that catalyzes the formation of 1 μmol of L-rhamnulose -1-phosphate from L-rhamnulose and ATP per minute at 37 °C.

Package: 10 U, 50 U, 250 U

EN01040 L-fucose isomerase; FucI

E.C.: 5.3.1.25

E. coli recombinant L-fucose isomerase from *E. coli* K12



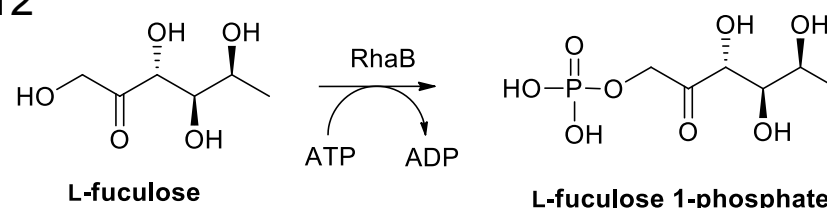
One unit is defined as the amount of enzyme that catalyzes the formation of 1 μmol of L-fuculose from L-fucose per minute at 37 $^{\circ}\text{C}$.

Package: 10 U, 50 U, 250 U

EN01041 L-fucose kinase; FucK

E.C.: 2.7.1.52

E. coli recombinant L-fucose kinase from *E. coli* K12



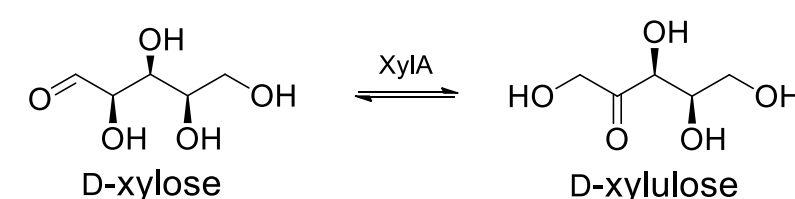
One unit is defined as the amount of enzyme that catalyzes the formation of 1 μmol of L-Fuculose - 1-phosphate from L-fucose and ATP per minute at 37 $^{\circ}\text{C}$.

Package: 100 U, 500 U, 1 KU

EN01042 D-xylose isomerase; XylA

E.C.: 5.3.1.5

E. coli recombinant D-xylose isomerase from *E. coli* K12



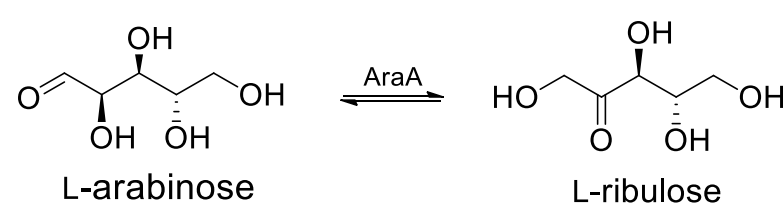
One unit is defined as the amount of enzyme that catalyzes the formation of 1 μmol of D-xylulose from D-xylose per minute at 37 $^{\circ}\text{C}$.

Package: 100 U, 500 U, 1 KU

EN01043 L-arabinose isomerase; AraA

E.C.: 5.3.1.4

E. coli recombinant L-arabinose isomerase from *E. coli* O157:H7



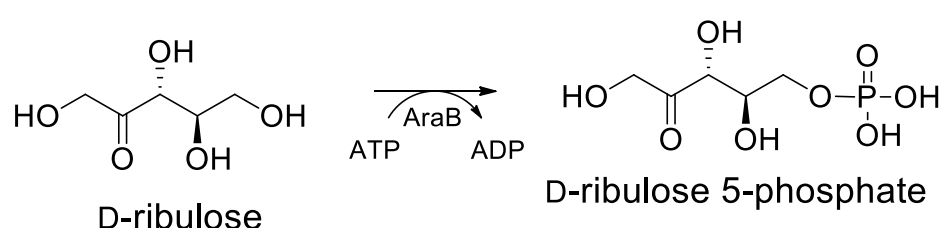
One unit is defined as the amount of enzyme that catalyzes the formation of 1 μmol of L-ribulose from L-arabinose per minute at 37 $^{\circ}\text{C}$.

Package: 1 KU, 5 KU

EN01044 D-ribulose kinase; AraB

E.C.: 2.7.1.47

E. coli recombinant D-ribulose kinase from *E. coli*



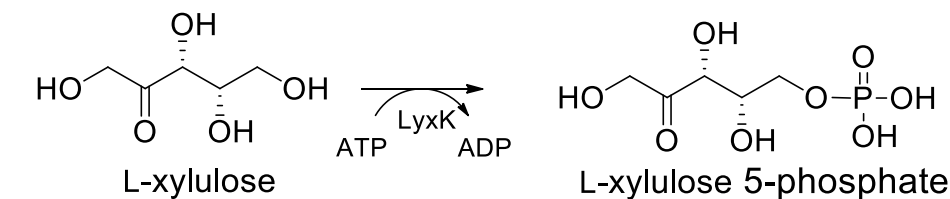
One unit is defined as the amount of enzyme that catalyzes the formation of 1 μmol of D-ribulose 5-phosphate from D-ribulose and ATP per minute at 37 $^{\circ}\text{C}$.

Package: 5 U, 20 U, 100 U

EN01045 L-xylulose kinase; LyxK

E.C.: 2.7.1.53

E. coli recombinant L-xylulose kinase from *E. coli*



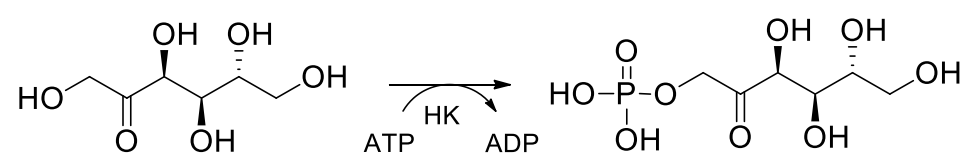
One unit is defined as the amount of enzyme that catalyzes the formation of 1 μmol of L-xylulose 5-phosphate from L-xylulose and ATP per minute at 37 $^{\circ}\text{C}$.

Package: 5 U, 20 U, 100 U

EN01046 Fructose kinase; FruK

E.C.: 2.7.1.4

E. coli recombinant fructose kinase from *Bacillus subtilis*



One unit is defined as the amount of enzyme that catalyzes the formation of 1 μmol of D-fructose 1-phosphate from D-fructose and ATP per minute at 37 $^{\circ}\text{C}$.

Package: 1 U, 5 U, 20 U

EN01049 β 1,4-N-acetylgalactosaminyltransferase; CgtA

E.C.: 2.4.1.92

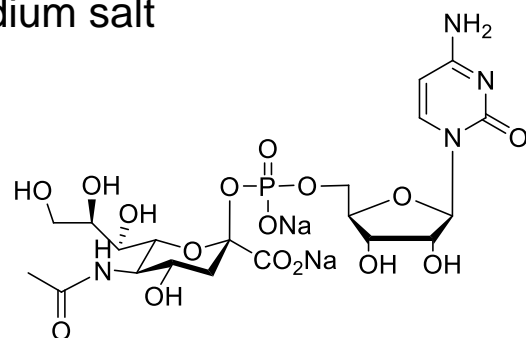
E. coli recombinant CgtA from *Campylobacter jejuni*

One unit is defined as the amount of enzyme that catalyzes the formation of 1 μmol of GalNAc β 1,4Sia α 2,3Lac from Sia α 2,3Lac and UDP-GalNAc per minute at 37 $^{\circ}\text{C}$.

Package: 1 U, 5 U, 20 U

SN02001 CMP-Neu5Ac.2Na

Cytidine-5'-monophospho-N-acetylneuraminic acid disodium salt



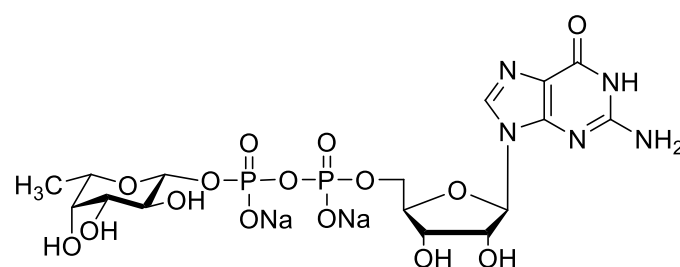
$C_{20}H_{29}N_4O_{16}PNa_2$; M.W.: 658.41 g/mol

CAS: 3063-71-6

Package: 10 mg, 50 mg, 100 mg

SN02002 GDP-L-Fuc.2Na

Guanosine 5'-diphospho-β-L-fucose disodium salt



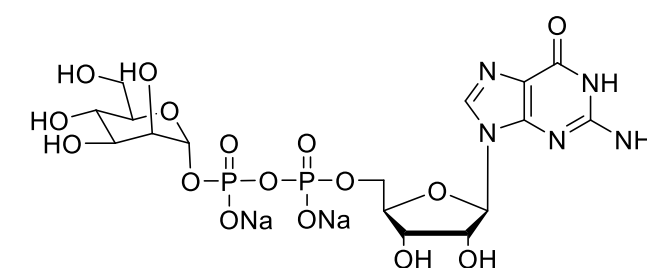
$C_{16}H_{23}N_5O_{15}P_2Na_2$; M.W.: 633.31 g/mol

CAS: 15839-70-0

Package: 10 mg, 50 mg, 100 mg

SN02003 GDP-D-Man.2Na

Guanosine 5'-diphospho-D-mannose disodium salt



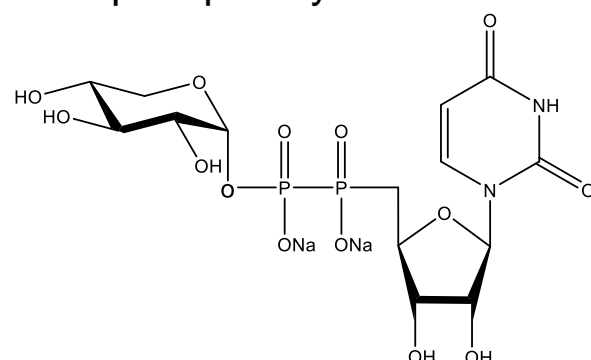
$C_{16}H_{23}N_5O_{16}P_2Na_2$; MW: 649.30 g/mol

CAS: 103301-73

Package: 10 mg, 50 mg, 100 mg

SN02004 UDP-Xyl.2Na

Uridine 5'-diphospho-xylose disodium salt



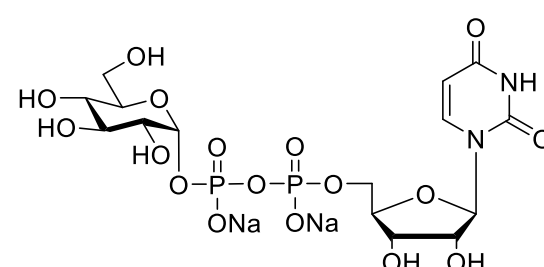
$C_{14}H_{19}N_2O_{16}P_2Na_2$; MW: 536.276 g/mol

CAS: 3616-06-6

Package: 10 mg, 50 mg, 100 mg

SN02005 UDP-Glc.2Na

Uridine 5'-diphospho-glucose disodium salt



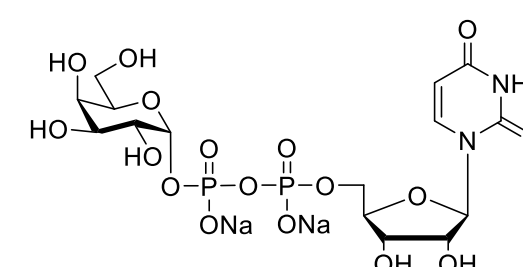
$C_{15}H_{22}N_2O_{17}P_2Na_2$; MW: 610.27 g/mol

CAS: 117756-22-6, 28053-08-9

Package: 10 mg, 50 mg, 100 mg

SN02006 UDP-Gal.2Na

Uridine 5'-diphospho-galactose disodium salt



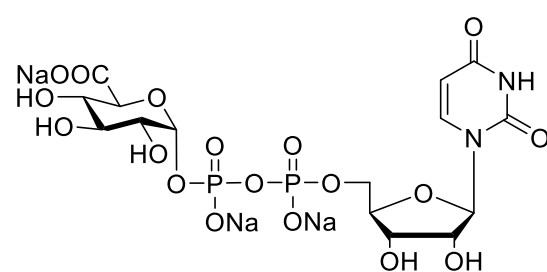
$C_{15}H_{22}N_2O_{17}P_2Na_2$; MW: 610.27 g/mol

CAS: 137868-52-1, 2956-16-3

Package: 10 mg, 50 mg, 100 mg

SN02007 UDP-GlcA.3Na

Uridine 5'-diphospho-glucuronic acid trisodium salt



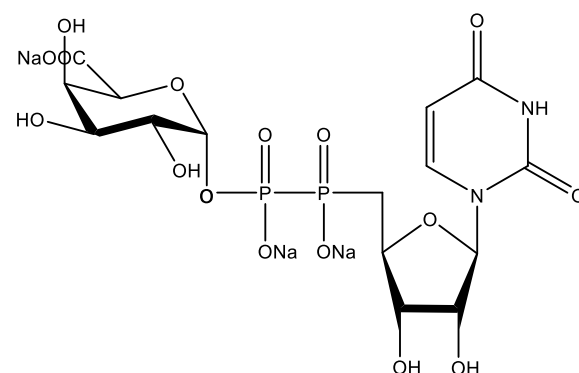
$C_{15}H_{19}N_2O_{18}P_2Na_3$; MW: 646.23 g/mol

CAS: 108320-87-2

Package: 10 mg, 50 mg, 100 mg

SN02008 UDP-GalA.3Na

Guanosine 5'-diphospho-glucuronic acid trisodium salt



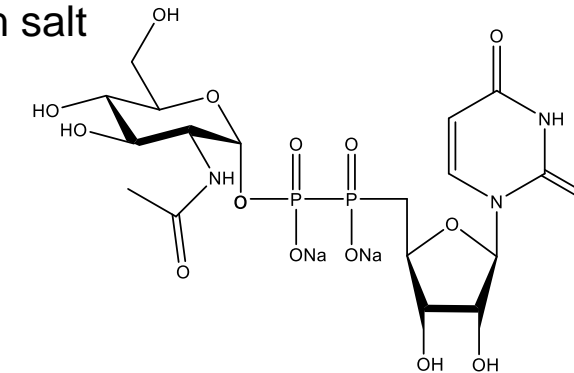
$C_{15}H_{19}N_2O_{18}P_2Na_3$; MW: 646.23 g/mol

CAS: 148407-07-2

Package: 10 mg, 50 mg, 100 mg

SN02009 UDP-GlcNAc.2Na

Uridine 5'-diphospho-N-acetylglucosamine disodium salt



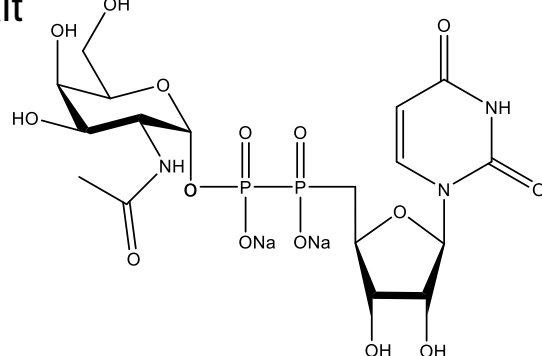
$C_{17}H_{25}N_3O_{17}P_2Na_2$; M.W.: 651.32 g/mol

CAS: 91183-98-1

Package: 10 mg, 50 mg, 100 mg

SN02010 UDP-GalNAc.2Na

Uridine 5'-diphospho-N-acetylgalactosamine disodium salt



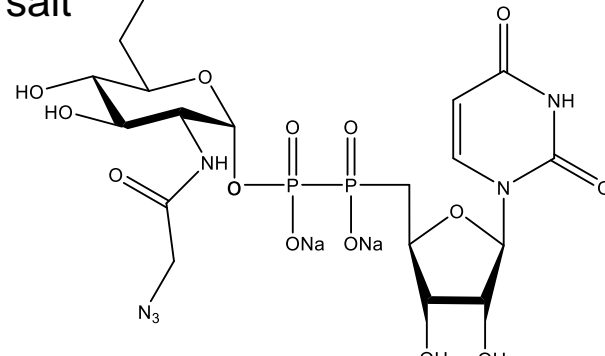
$C_{17}H_{25}N_3O_{17}P_2Na_2$; M.W.: 651.32 g/mol

CAS: 108320-87-2

Package: 10 mg, 50 mg, 100 mg

SN02011 UDP-GlcNAz.2Na

Uridine 5'-diphospho-N-acetylazidogalactosamine disodium salt



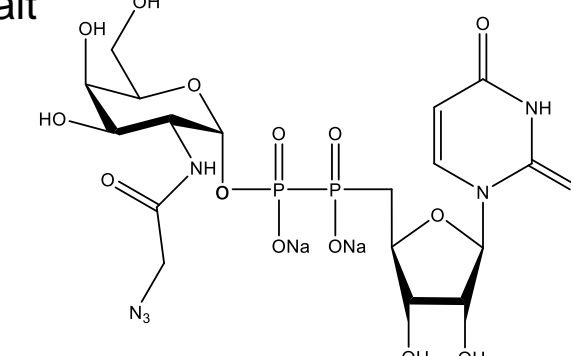
$C_{17}H_{24}N_6O_{17}P_2Na_2$; MW: 692.05 g/mol

CAS: n/a

Package: 10 mg, 50 mg, 100 mg

SN02012 UDP-GalNAz.2Na

Uridine 5'-diphospho-N-acetylazidogalactosamine disodium salt



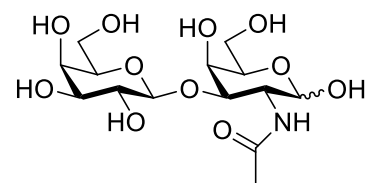
$C_{17}H_{24}N_6O_{17}P_2Na_2$; MW: 692.05 g/mol

CAS: n/a

Package: 10 mg, 50 mg, 100 mg

**OS03001 Galacto-N-biose; Gal-β1,3-GalNAc**

2-Acetamido-2-deoxy-3-O-(β-D-galactopyranosyl)-D-galactopyranose

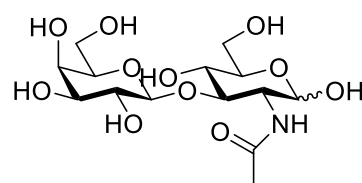
C₁₄H₂₅NO₁₁; MW: 383.35

CAS: 20972-29-6; 3554-90-3

Package: 10 mg, 50 mg, 500 mg

OS03002 Lacto-N-Biose; Gal-β1,3-GlcNAc

2-Acetamido-2-deoxy-3-O-(β-D-galactopyranosyl)-D-glucopyranose

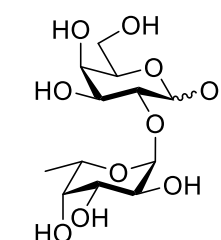
C₁₄H₂₅NO₁₁; MW: 383.35

CAS: 489-52-1; 50787-09-2

Package: 10 mg, 50 mg, 500 mg

OS03003 Blood group H disaccharide

Fuc-α1,2-Gal

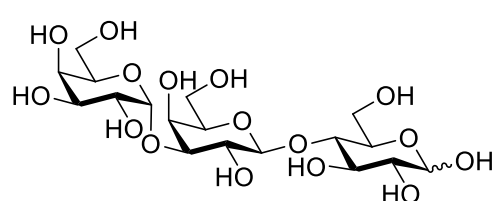
C₁₂H₂₂O₁₆; MW: 326.30

CAS: 1674118-7; 24656-24-4

Package: 5 mg, 25 mg, 100 mg

OS03004 Isoglobotriose; α-Gal

Gal-α1,3-Gal-β1,4-Glc

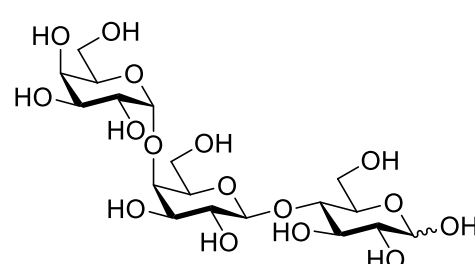
C₁₈H₃₂O₁₆; MW: 504.44

CAS: 41744-59-6

Package: 2 mg, 10 mg, 50 mg

OS03005 Globotriose

GD3; pK antigen; Gal-α1,4-Gal-β1,4-Glc

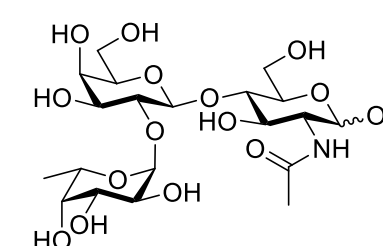
C₁₈H₃₂O₁₆; MW: 504.44

CAS: 66580-68-5

Package: 10 mg, 50 mg, 500 mg

OS03006 Blood group Type II H-antigen

Fuc-α1,2-Gal-β1,4-GlcNAc

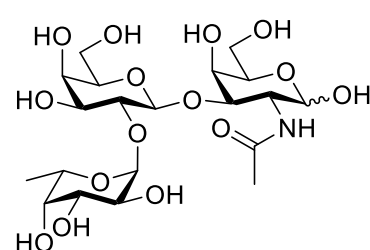
C₂₀H₃₅NO₁₅; MW: 529.49

CAS:

Package: 5 mg, 25 mg, 100 mg

OS03007 Blood group Type III/IV H-antigen

Fuc-α1,2-Gal-β1,3-GalNAc

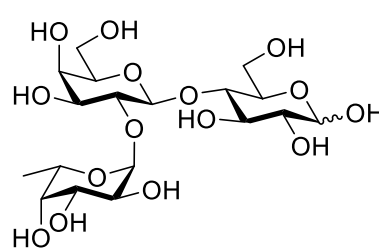
C₂₀H₃₅NO₁₅; MW: 529.49

CAS:

Package: 5 mg, 25 mg, 100 mg

OS03008 Blood group Type V H-antigen

Fuc-α1,2-Gal-β1,4-Glc

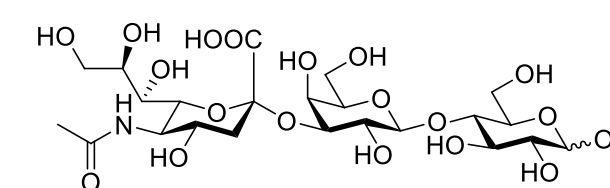
C₁₈H₃₂NO₁₅; MW: 488.44

CAS:

Package: 5 mg, 25 mg, 100 mg

OS03009 3'-Sialyllactose

Sia-α2,3-Gal-β1,4-Glc

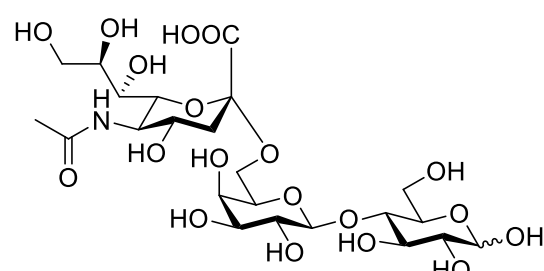
C₂₃H₃₉NO₁₉; MW: 633.55

CAS: 35890-38-1

Package: 5 mg, 25 mg, 100 mg

OS03010 6'-Sialyllactose

Sia-α2,6-Gal-β1,4-Glc

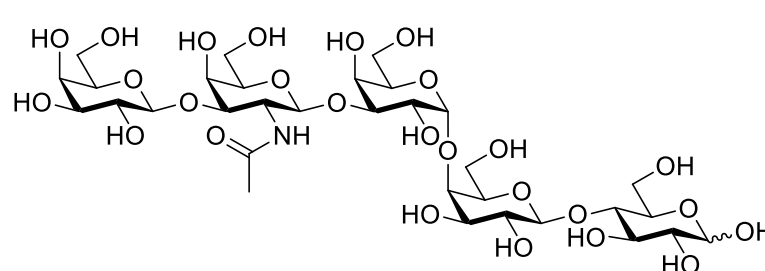
C₂₃H₃₉NO₁₉; MW: 633.55

CAS: 35890-39-2; 56144-12-8

Package: 5 mg, 25 mg, 100 mg

OS03012 Globo-N-pentaose; Gb5

Gal-β1,3-GalNAc-β1,3-Gal-α1,4-Gal-β1,4-Glc

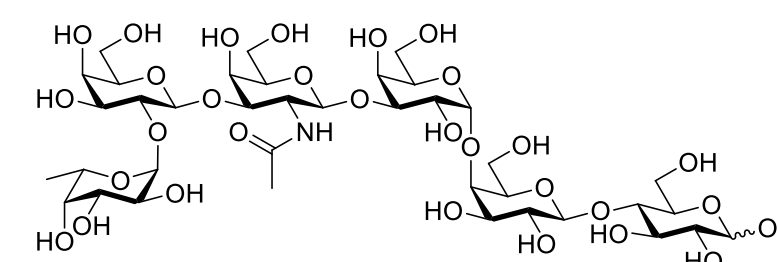
C₃₂H₅₅NO₂₆; MW: 869.77

CAS:

Package: 2 mg, 10 mg, 50 mg

OS03013 Globo-H

Fuc-α1,2-Gal-β1,3-GalNAc-β1,3-Gal-α1,4-Gal-β1,4-Glc

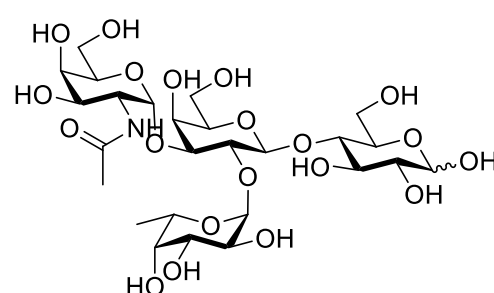
C₃₈H₆₅NO₃₀; MW: 1015.91

CAS:

Package: 2 mg, 10 mg, 50 mg

OS03014 Blood Group Type V A-antigen

GalNAc-α1,3-(Fuc-α1,2)-Gal-β1,4-Glc

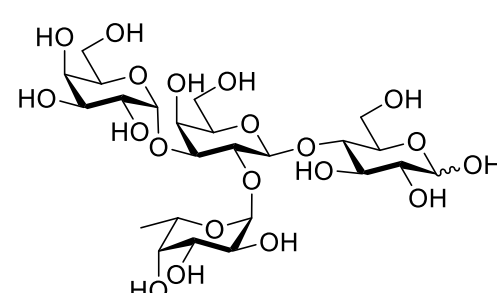
C₂₆H₄₅N₂O₂₀; MW: 691.63

CAS: 59957-92-5

Package: 2 mg, 10 mg, 50 mg

OS03015 Blood Group Type V B-antigen

Gal-α1,3-(Fuc-α1,2)-Gal-β1,4-Glc

C₂₄H₄₀NO₂₀; MW: 650.58

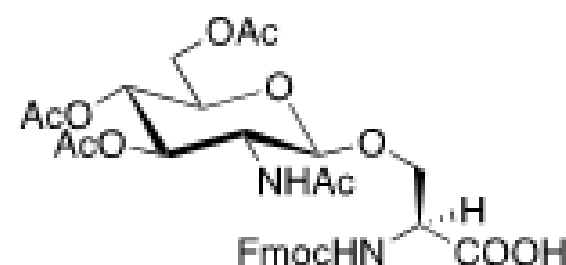
CAS:

Package: 2 mg, 10 mg, 50 mg





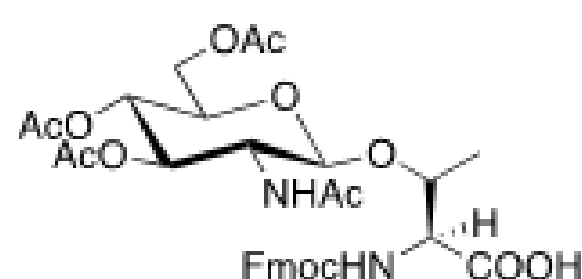
GA20100 GlcNAc-Ser

 $C_{32}H_{36}N_2O_{13}$; MW: 656.64

CAS: 160067-63-0

Package: quote

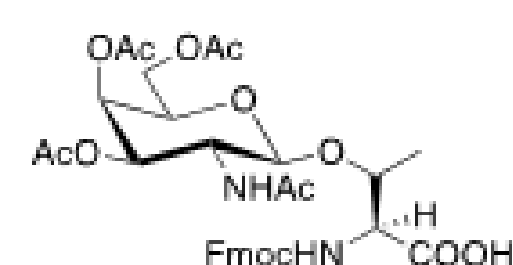
GA10105 GlcNAc-Thr

 $C_{33}H_{38}N_2O_{13}$; MW: 670.67

CAS: 160168-40-1

Package: quote

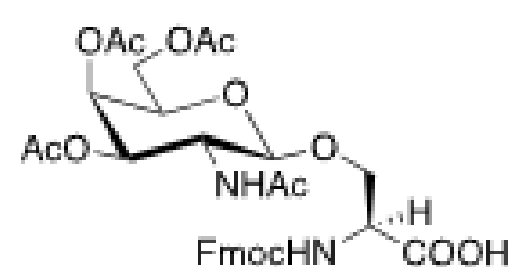
GA10205 GalNAc-Thr

 $C_{33}H_{38}N_2O_{13}$; MW: 670.67

CAS: 116783-35-8

Package: quote

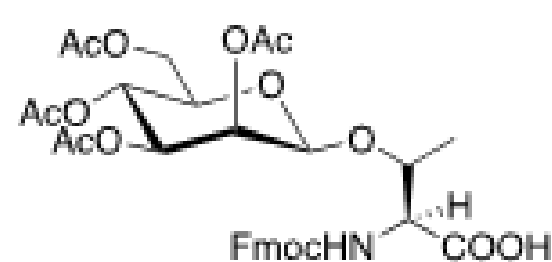
GA20200 GalNAc-Ser

 $C_{32}H_{36}N_2O_{13}$; MW: 656.64

CAS: 120173-57-1

Package: quote

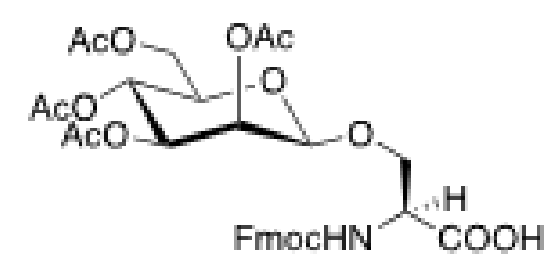
GA10305 Man-Thr

 $C_{33}H_{37}NO_{14}$; MW: 671.65

CAS: 169219-08-3

Package: quote

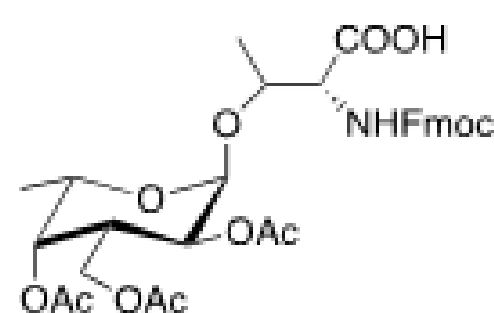
GA20300 Man-Ser

 $C_{32}H_{35}NO_{14}$; MW: 657.63

CAS: 118358-80-8

Package: quote

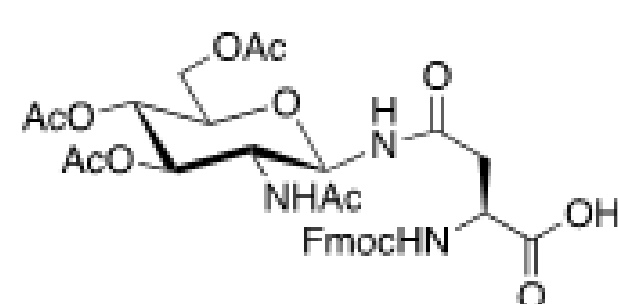
GA10405 Fuc-Thr

 $C_{32}H_{37}NO_{12}$; MW: 627.64

CAS:

Package: quote

GA30110 GlcNAc-Asn

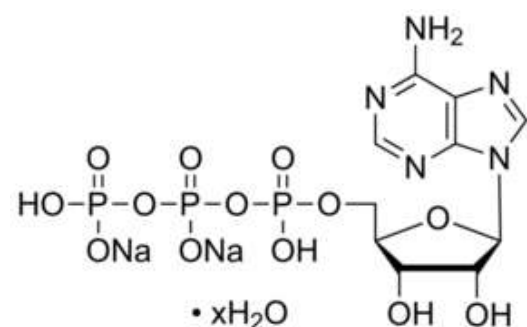
 $C_{33}H_{37}N_3O_{13}$; MW: 683.67

CAS: 131287-39-3

Package: quote



GC03001 Adenosine 5'-triphosphate disodium salt hydrate; ATP

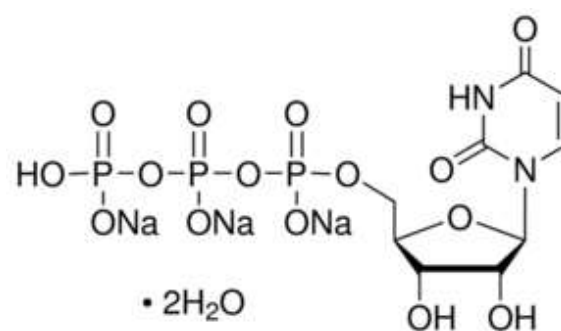


$C_{10}H_{14}N_5Na_2O_{13}P_3$; MW: 551.14

CAS: 34369-07-8

Package: 5 g, 25 g, 50 g

GC03002 Uridine 5'-triphosphate trisodium salt dihydrate; UTP

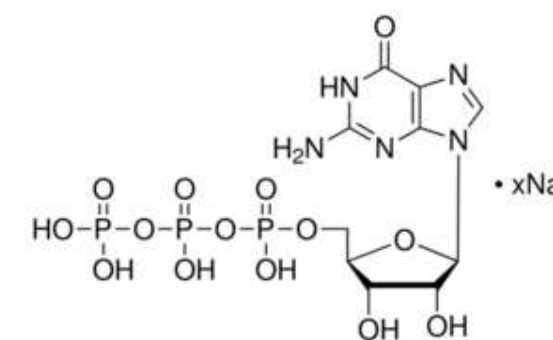


$C_9H_{12}N_2Na_3O_{15}P_3$; MW: 586.12

CAS: 116295-90-0

Package: 1 g, 5 g, 10 g

GC03003 Guanosine 5'-triphosphate sodium salt hydrate; GTP

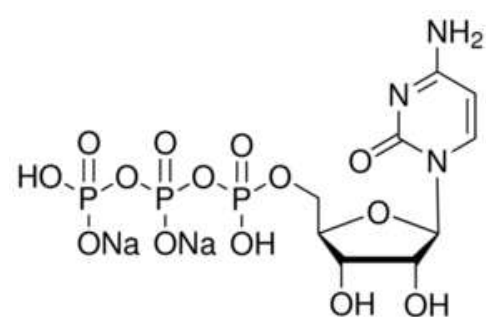


$C_{10}H_{16}N_5Na_xO_{14}P_3$; MW: 523.18

CAS: 36051-31-7

Package: 1 g, 5 g, 10 g

GC03004 Cytidine 5'-triphosphate disodium salt ; CTP

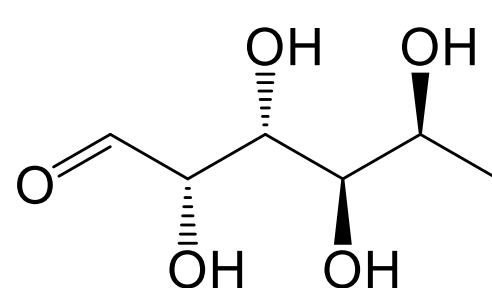


$C_9H_{14}N_3Na_2O_{14}P_3$; MW: 527.12

CAS: 36051-68-0

Package: 1 g, 5 g, 10 g

GC03005 L-fucose

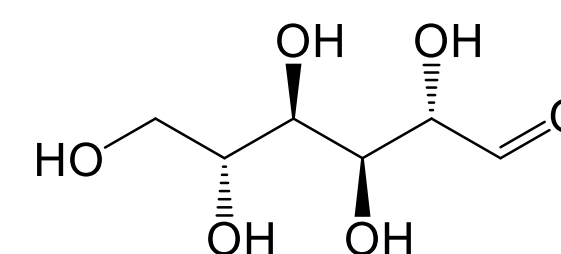


$C_6H_{12}O_5$; MW: 164.16

CAS: 2438-80-4

Package: 5 g, 25 g, 50 g

GC03006 D-mannose

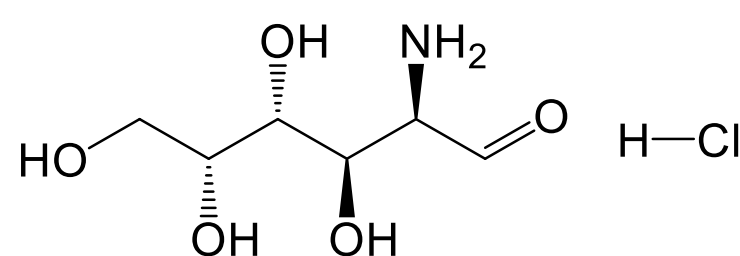


$C_6H_{12}O_6$; MW: 180.16

CAS: 3458-28-4

Package: 25 g, 50 g, 100 g

GC03007 D-galactosamine HCl

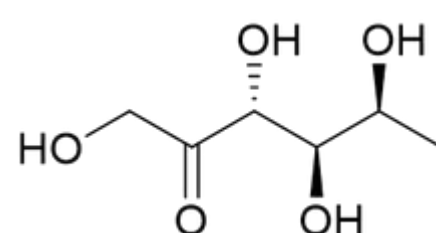


$C_6H_{13}NO_5 \cdot HCl$; MW: 215.63

CAS: 1772-03-8

Package: 25 g, 50 g, 100 g

GC03008 L-fuculose

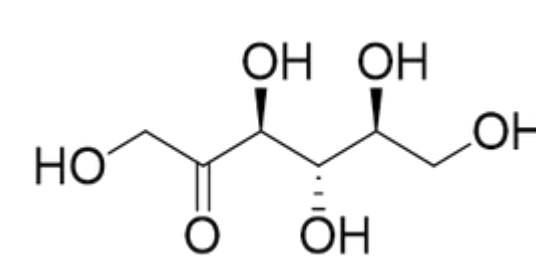


$C_6H_{12}O_5$; MW: 164.165

CAS: 13074-08-3

Package: 10 mg, 50 mg, 500 mg

GC03009 L-psicose

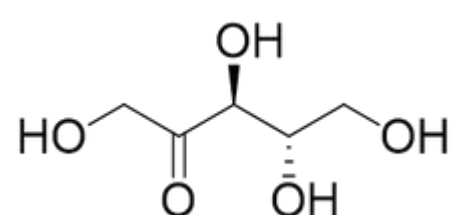


$C_6H_{12}O_6$; MW: 180.16

CAS: 16354-64-6

Package: 50 mg, 100mg, 500 mg

GC03010 L-ribulose

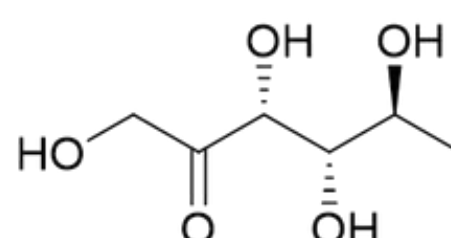


$C_5H_{10}O_5$; MW: 150.13

CAS: 2042-27-5

Package: 100 mg, 500 mg, 1000 mg

GC03011 L-rhamnulose

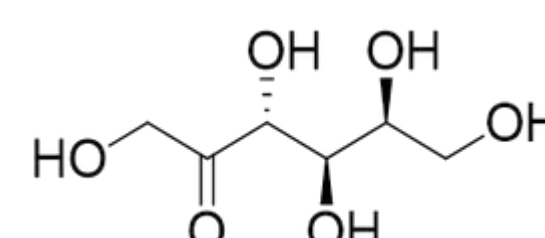


$C_6H_{12}O_5$; MW: 164.16

CAS: 87-96-7

Package: 10 mg, 50 mg, 100 mg

GC03012 L-tagatose



$C_6H_{12}O_6$; MW: 180.16

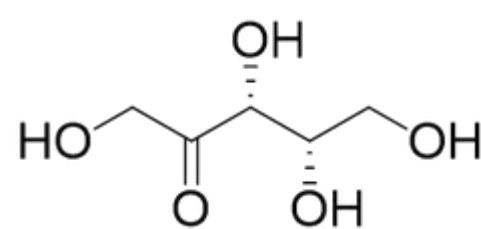
CAS: 17598-82-2

Package: 50 mg, 100 mg, 1000 mg





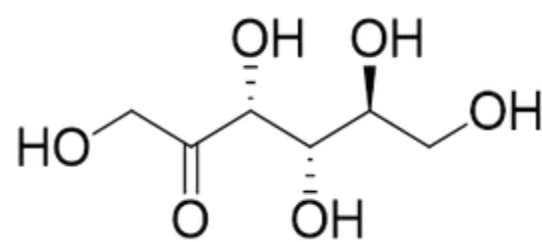
GC03013 L-xylulose

C₅H₁₀O₅; MW:150.13

CAS: 527-50-4

Package: 25 mg, 100 mg, 500 mg

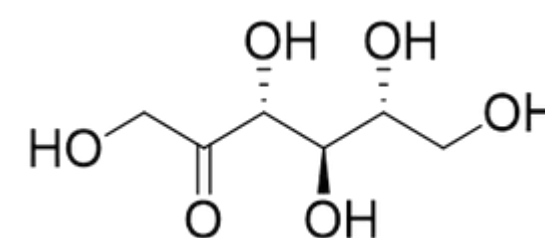
GC03014 L-fructose

C₆H₁₂O₆; MW: 180.16

CAS: 7776-48-9

Package: 300 mg, 500 mg, 1000 mg

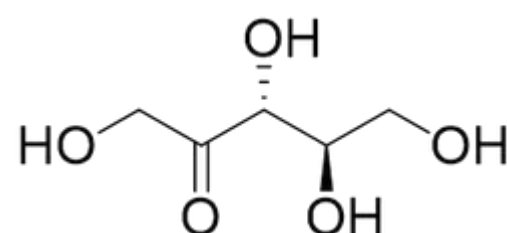
GC03015 D-psicose

C₆H₁₂O₆; MW: 180.16

CAS: 551-68-8

Package: 100 mg, 500 mg, 1000 mg

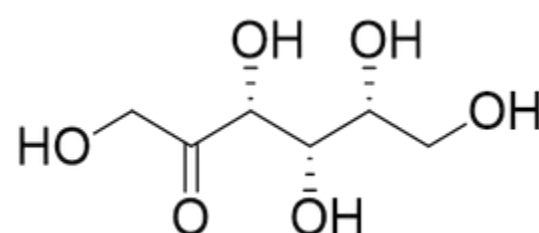
GC03016 D-ribulose

C₅H₁₀O₅; MW: 150.13

CAS: 488-84-6

Package: 100 mg, 250 mg, 500 mg

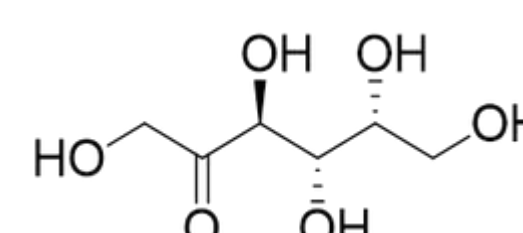
GC03017 D-sorbose

C₆H₁₂O₆; MW: 180.16

CAS: 3615-56-3

Package: 100 mg, 500 mg, 50 mg

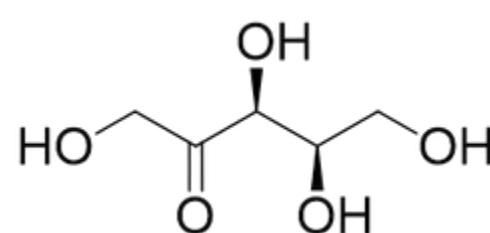
GC03018 D-tagatose

C₆H₁₂O₆; MW: 180.16

CAS: 87-81-0

Package: 100 mg, 500 mg, 1000 mg

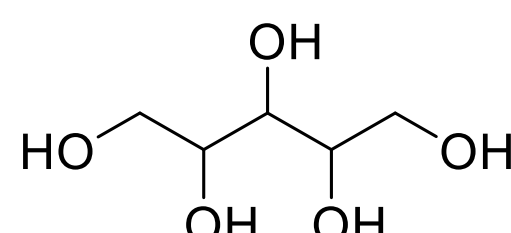
GC03019 D-xylulose

C₅H₁₀O₅; MW: 150.13

CAS: 551-84-8

Package: 100 mg, 250 mg, 1000 mg

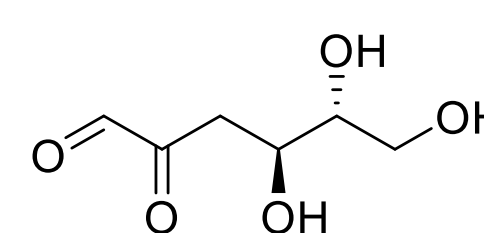
GC03020 D-arabinitol

C₆H₁₂O₅; MW: 152.14

CAS: 488-82-4

Package: 10 mg, 50 mg, 500 mg

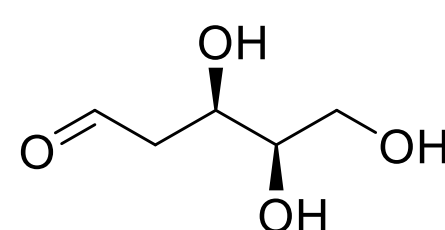
GC03021 3-deoxy-D-glucosone

C₆H₁₂O₆ MW: 180.16

CAS: 4084-47-9

Package: 50 mg, 100mg, 500 mg

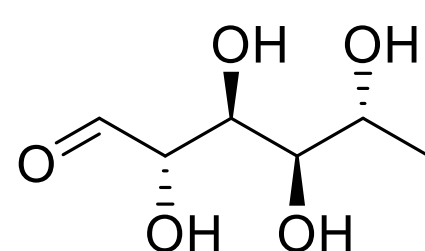
GC03022 2-deoxy-D-xylose

C₅H₁₀O₅ MW: 134.13

CAS: 5284-18-4

Package: 100 mg, 500 mg, 1000 mg

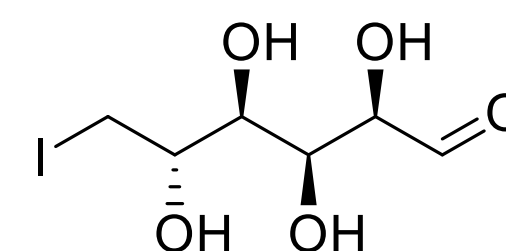
GC03023 D-rhamnose

C₆H₁₂O₅; MW: 164.16

CAS: 634-74-2

Package: 10 mg, 50 mg, 100 mg

GC03024 6-iodo-6-deoxy-D-glucose

C₆H₁₂O₆; MW: 180.16

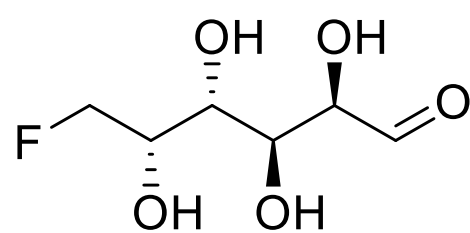
CAS: 6304-86-5

Package: 50 mg, 100 mg, 1000 mg





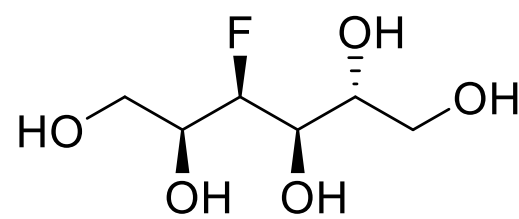
GC03025 6-fluoro-6-deoxy-D-galactose

C₅H₁₀O₅; MW:182.15

CAS: 4536-07-6

Package: 25 mg, 100 mg, 500 mg

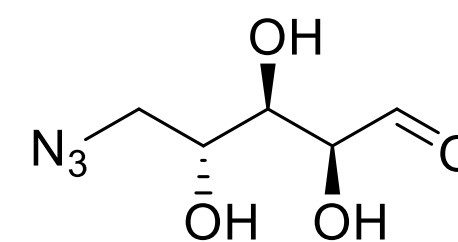
GC03026 3-fluoro-3-deoxy-D-glucitol

C₆H₁₂O₆; MW: 184.16

CAS: 34339-82-7

Package: 300 mg, 500 mg, 1000 mg

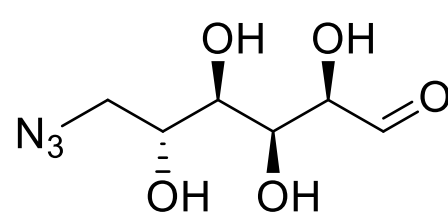
GC03027 5-azido-5-deoxy-D-arabinose

C₆H₁₂O₆; MW: 175.14

CAS: 161418-69-5

Package: 100 mg, 500 mg, 1000 mg

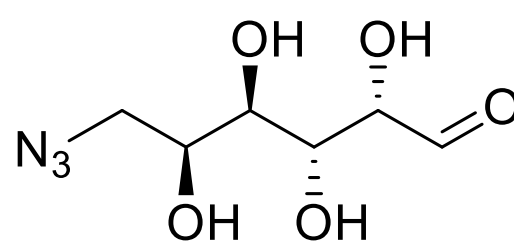
GC03028 6-azido-6-deoxy-D-glucose

C₅H₁₀O₅; MW: 205.17

CAS: 20847-05-6

Package: 100 mg, 250 mg, 500 mg

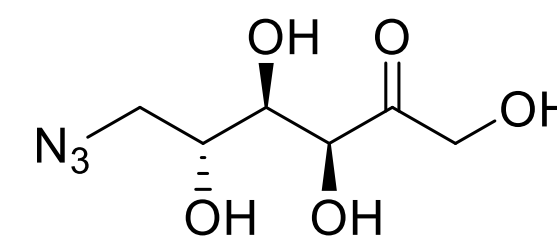
GC03029 6-azido-6-deoxy-L-galactose

C₆H₁₂O₆; MW: 205.17

CAS: 70932-63-7

Package: 100 mg, 500 mg, 50 mg

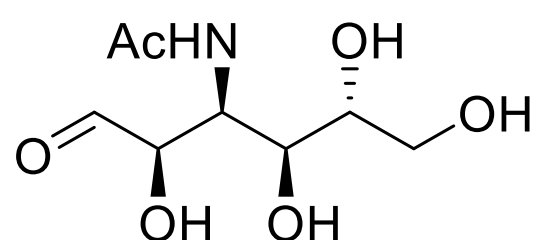
GC03030 6-azido-6-deoxy-D-fructose

C₆H₁₂O₆; MW: 205.17

CAS: 115827-10-6

Package: 100 mg, 500 mg, 1000 mg

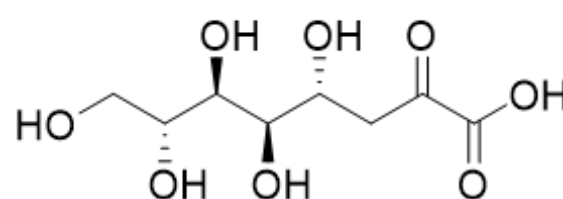
GC03031 3-acetylamino-3-deoxy-D-glucose

C₅H₁₀O₅; MW: 221.21

CAS: 606-01-9

Package: 100 mg, 250 mg, 1000 mg

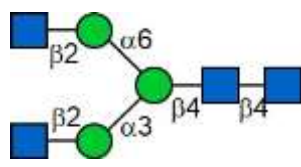
GC03032 KDO; 3-Deoxy-D-manno-oct-2-ulosonic acid

C₈H₁₄O₈; MW: 238.19

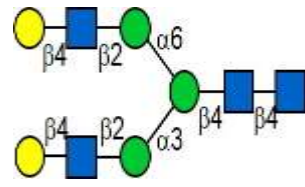
CAS: 10149-14-1

Package: 100 mg, 500 mg, 1000 mg

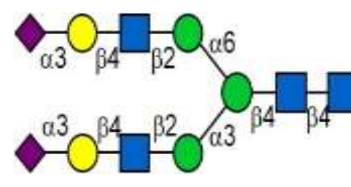
N000



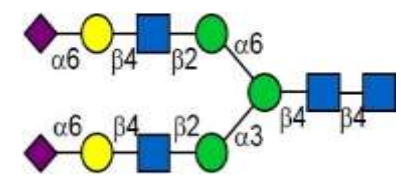
N001



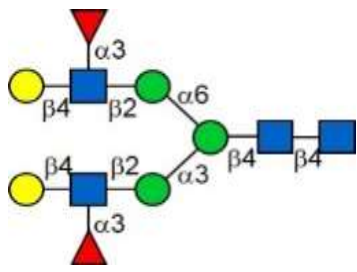
N002



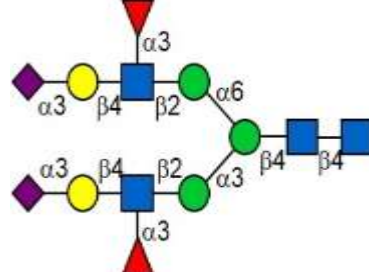
N003



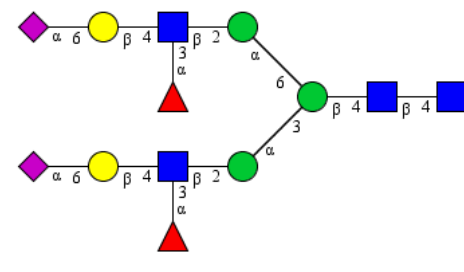
N004



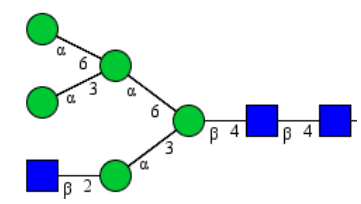
N005



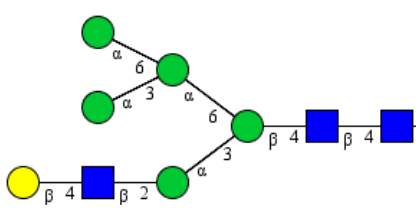
N006



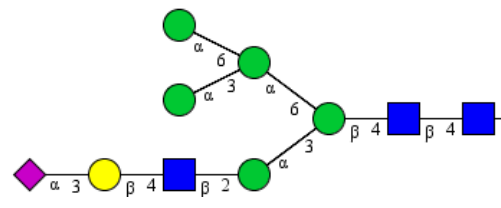
N010



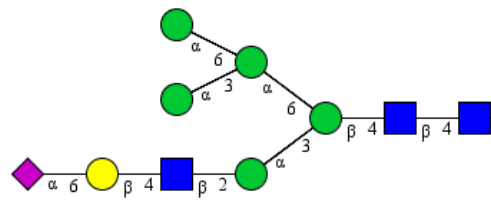
N011



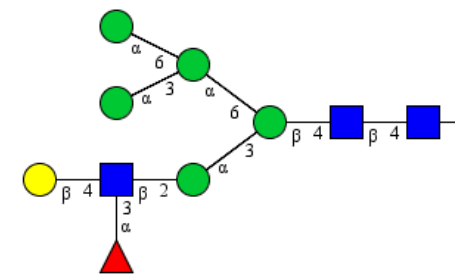
N012



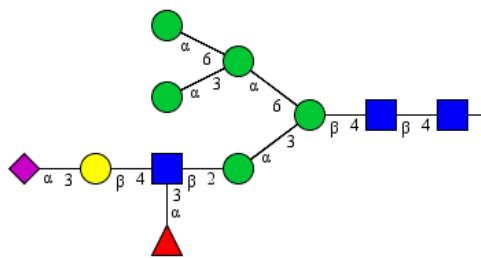
N013



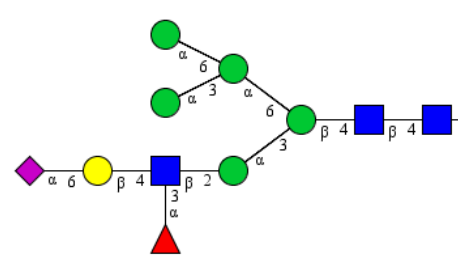
N014



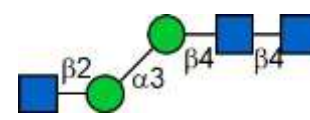
N015



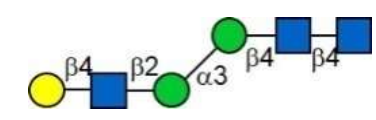
N016



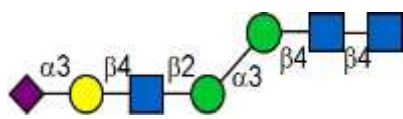
N020



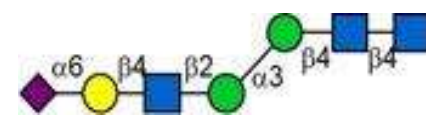
N021



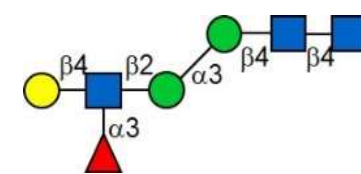
N022



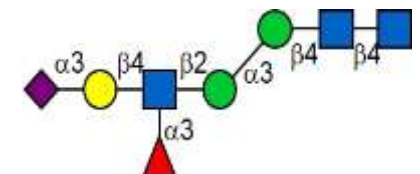
N023



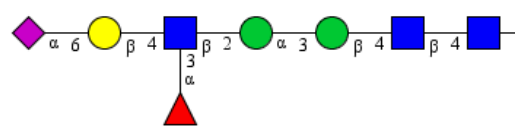
N024



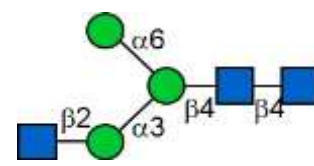
N025



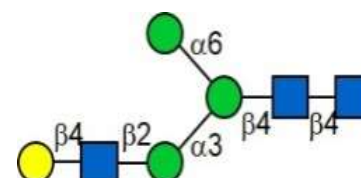
N026



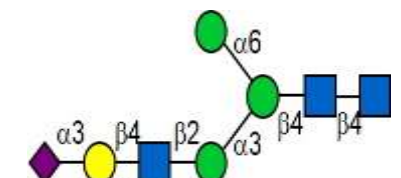
N030



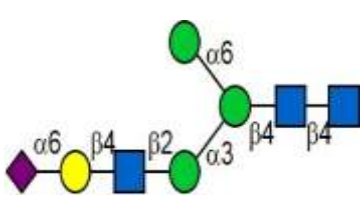
N031



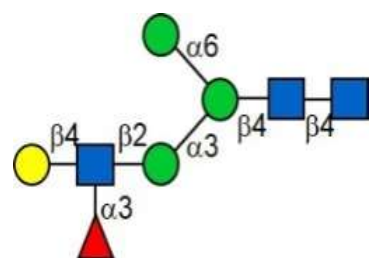
N032



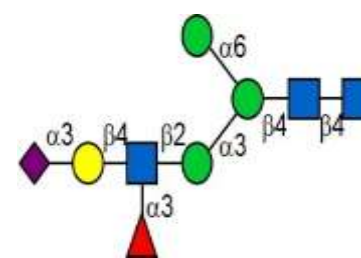
N033



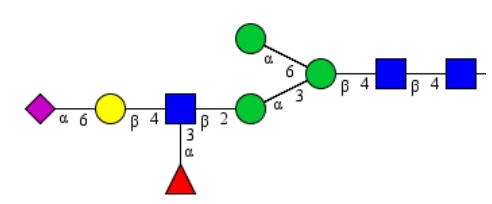
N034



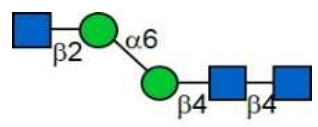
N035



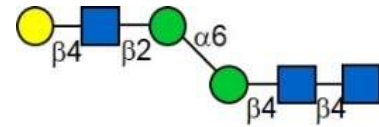
N036



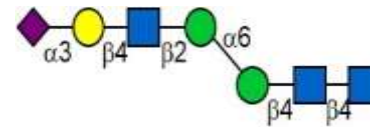
N040



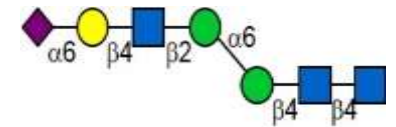
N041



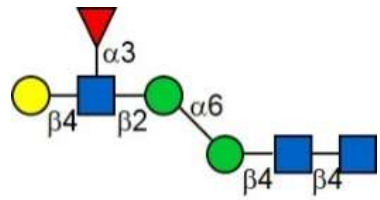
N042



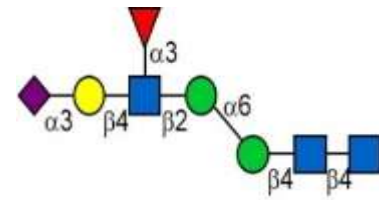
N043



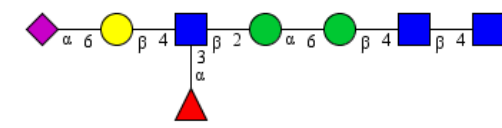
N044



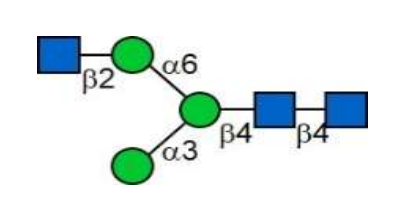
N045



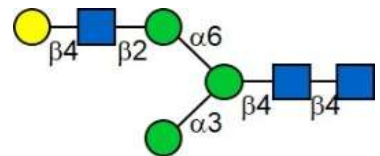
N046



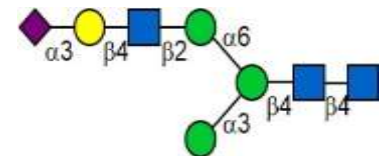
N050



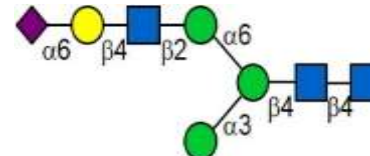
N051



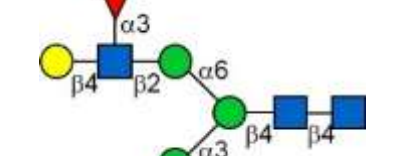
N052



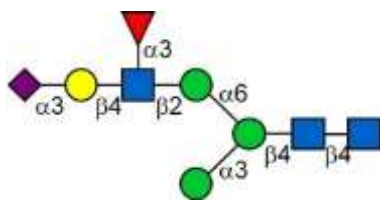
N053



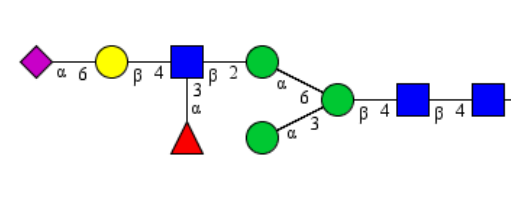
N054



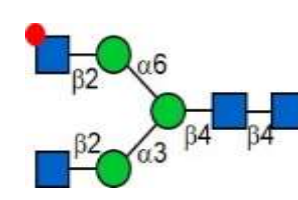
N055



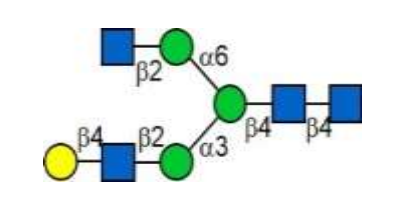
N056



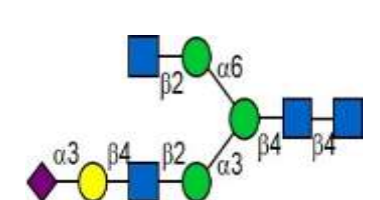
N110



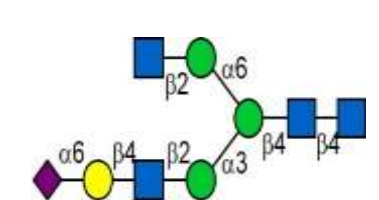
N111



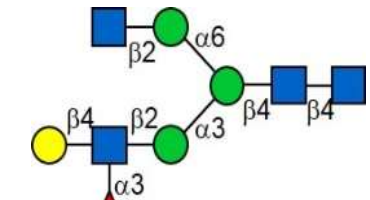
N112



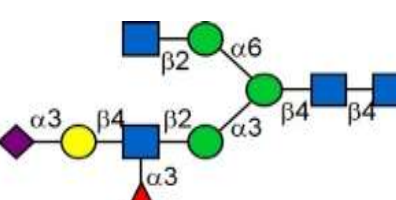
N113



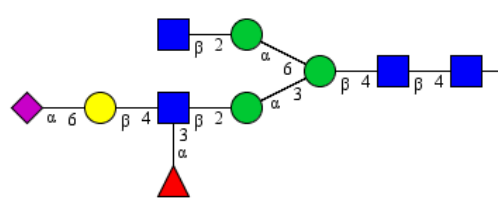
N114



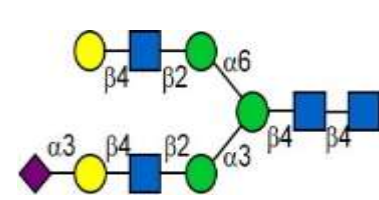
N115



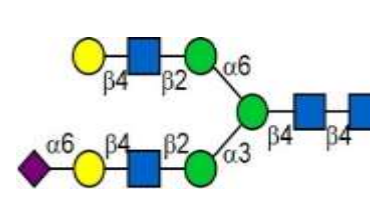
N116



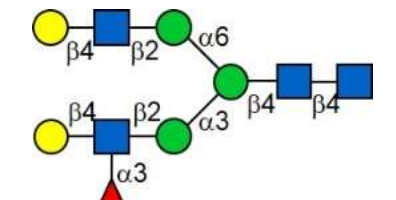
N122



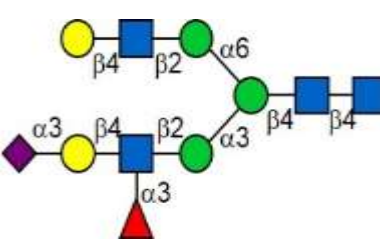
N123



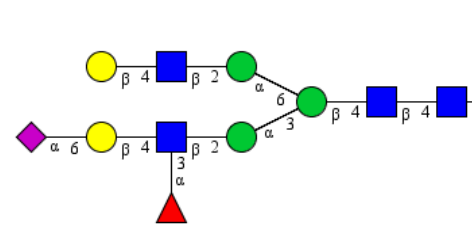
N124



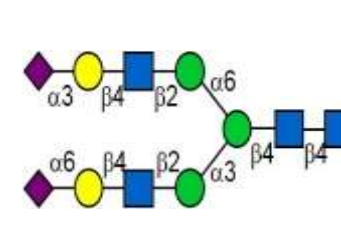
N125



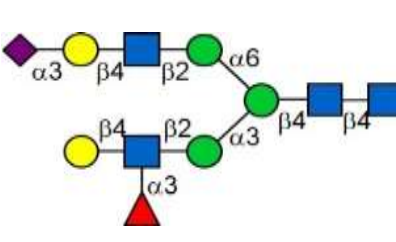
N126



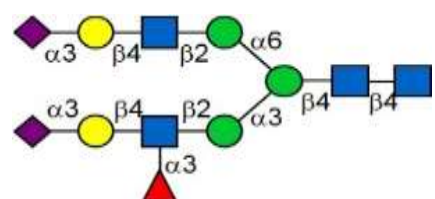
N133



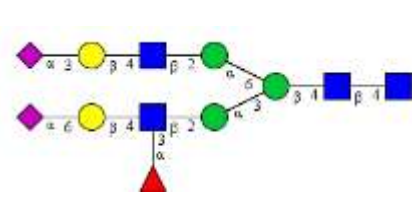
N134



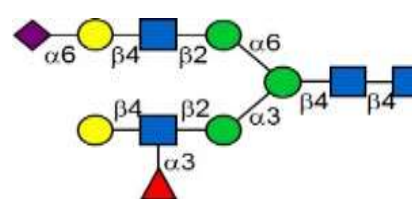
N135



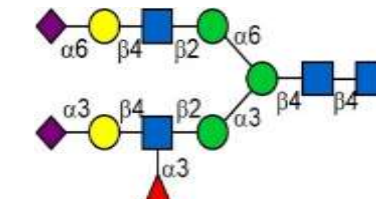
N136



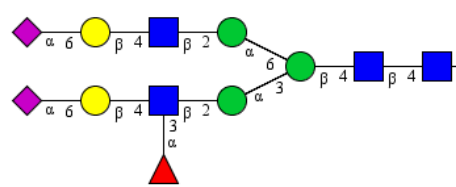
N144



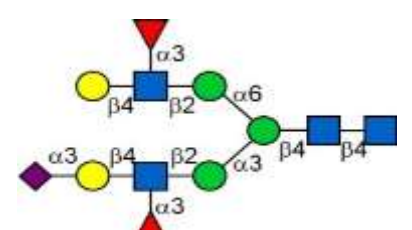
N145



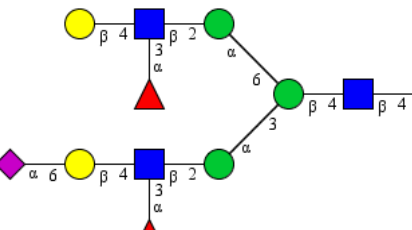
N146



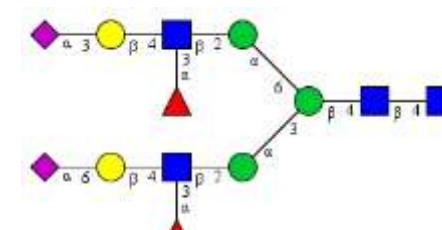
N155



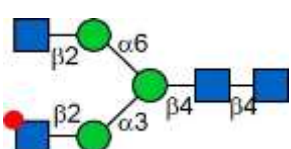
N156



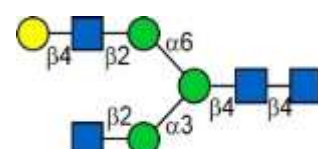
N166



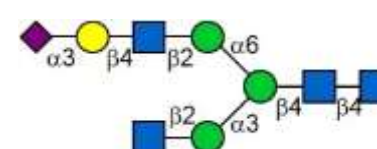
N210



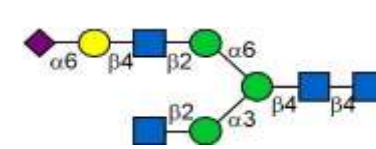
N211



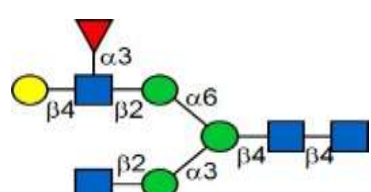
N212



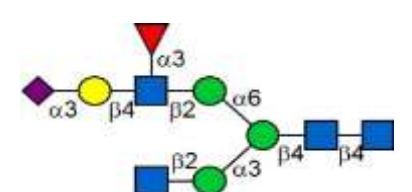
N213



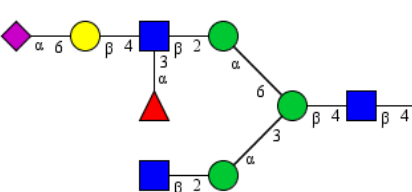
N214



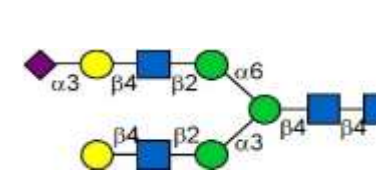
N215



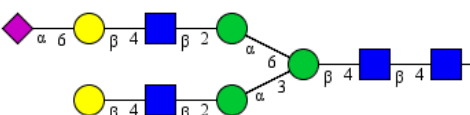
N216



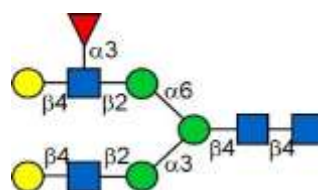
N222



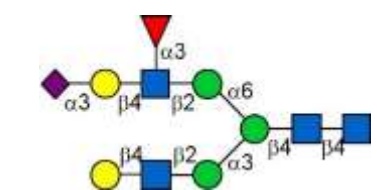
N223



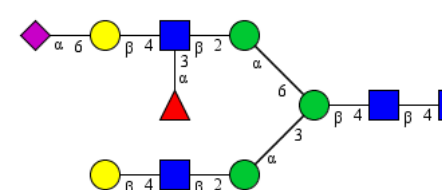
N224



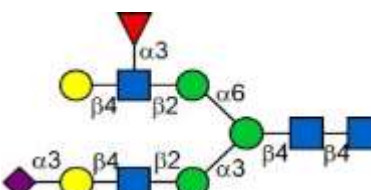
N225



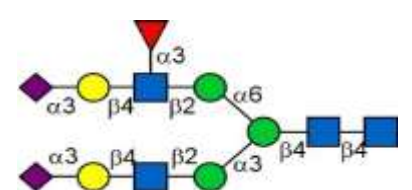
N226



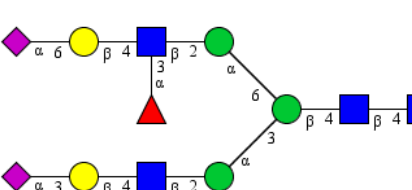
N234



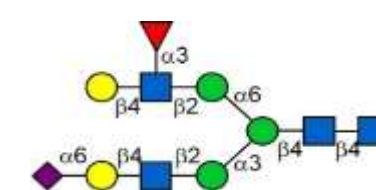
N235



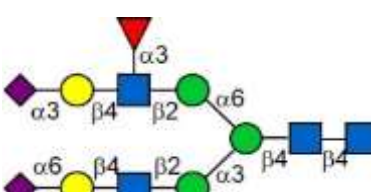
N236



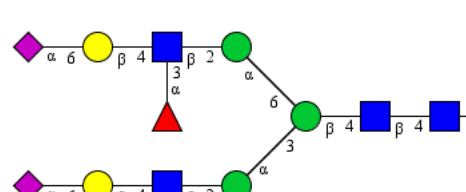
N244



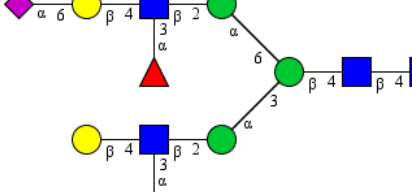
N245



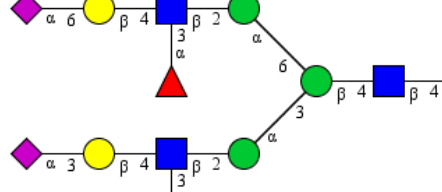
N246



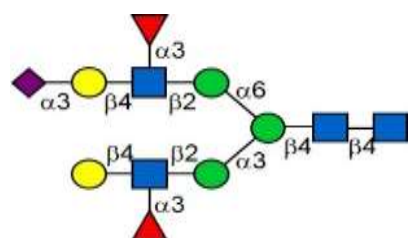
N256



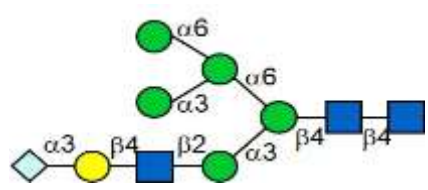
N266



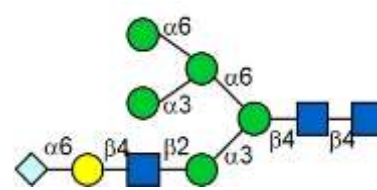
N255



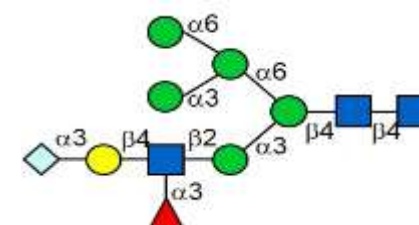
N012G



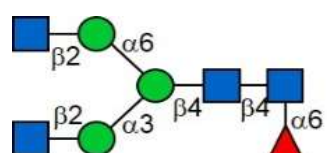
N013G



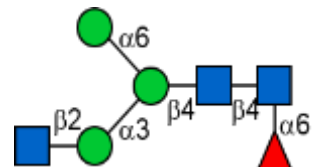
N015G



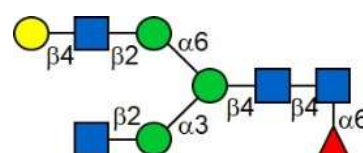
N6000



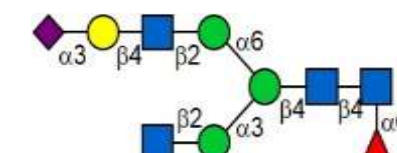
N6030



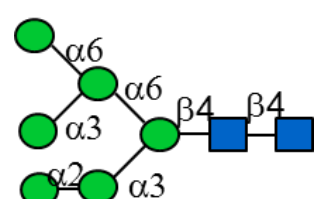
N6211



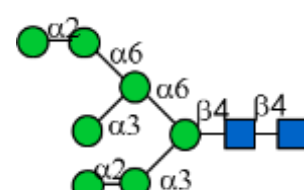
N6112



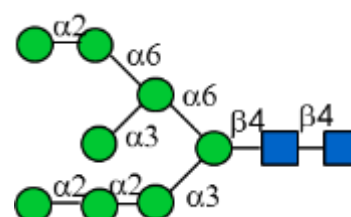
M6



M7



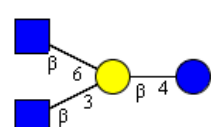
M8



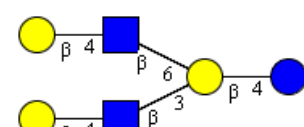
M9



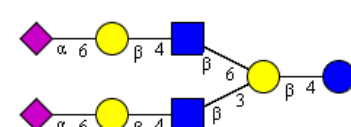
HMO1



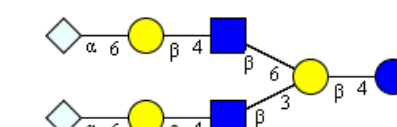
HMO2



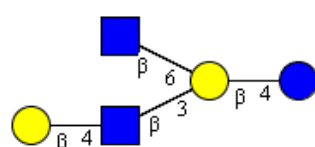
HMO3



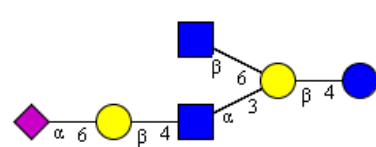
HMO4



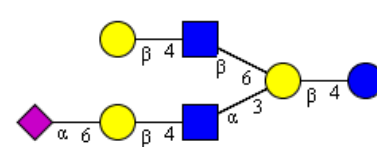
HMO5



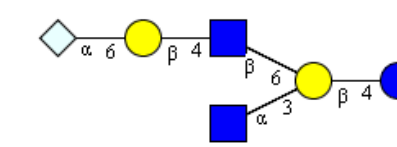
HMO6



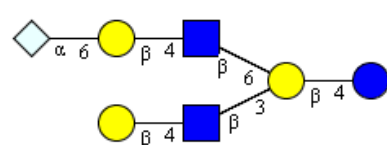
HMO7



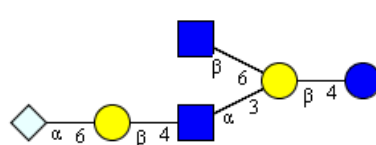
HMO8



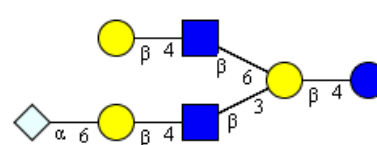
HMO9



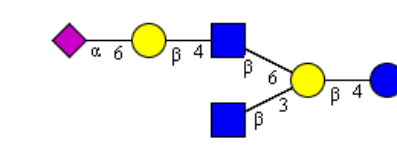
HMO10



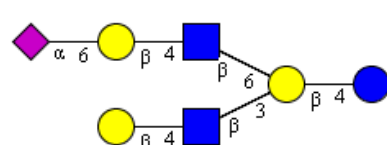
HMO11



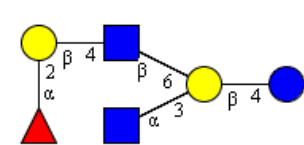
HMO12



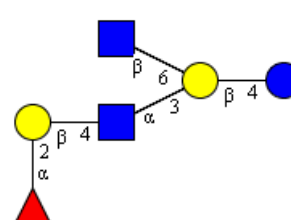
HMO13



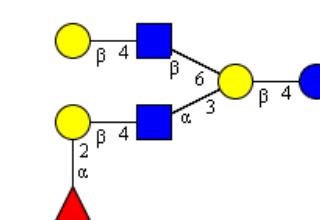
HMO14



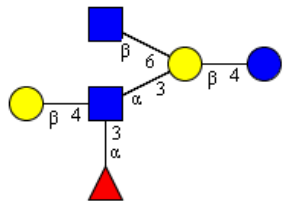
HMO15



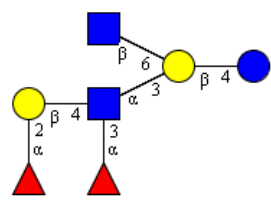
HMO16



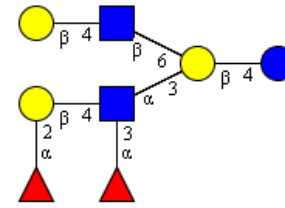
HMO17



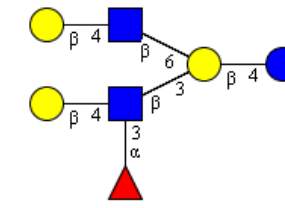
HMO18



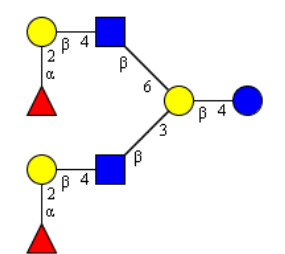
HMO19



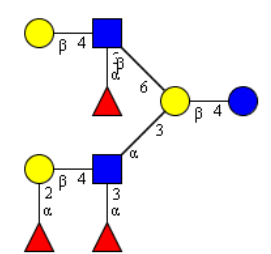
HMO20



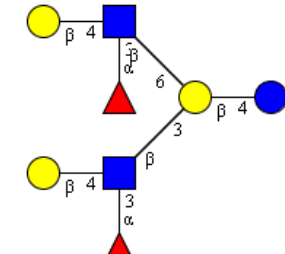
HMO21



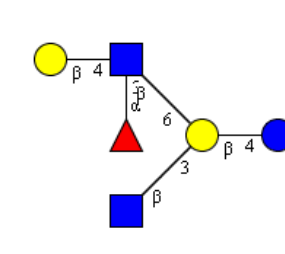
HMO22



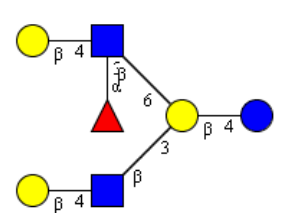
HMO23



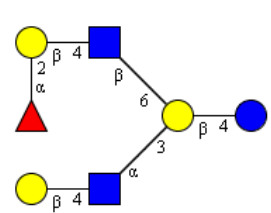
HMO24



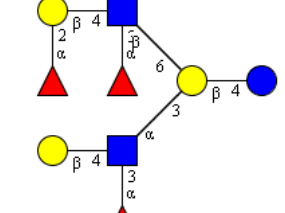
HMO25



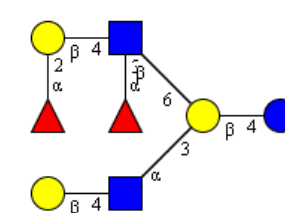
HMO26



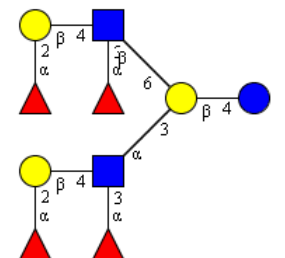
HMO27



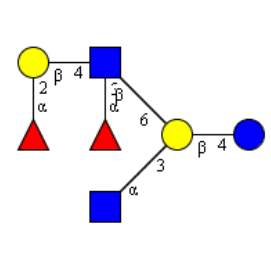
HMO28



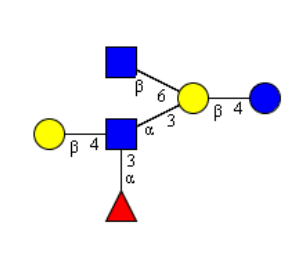
HMO29



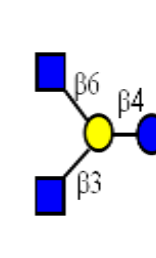
HMO30



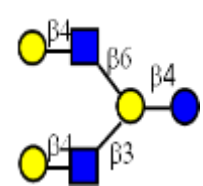
HMO31



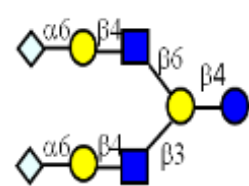
H0100



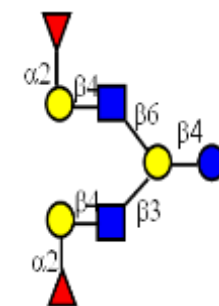
H0101



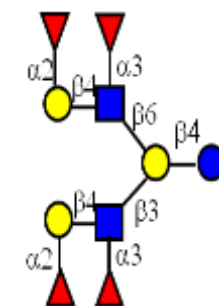
H0103



H0105



H0106



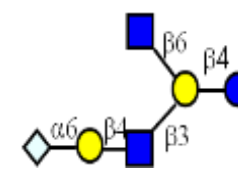
H0200



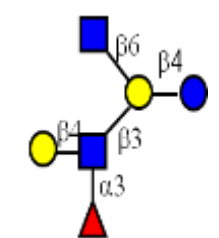
H0201



H0202



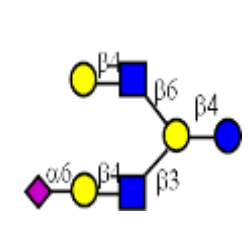
H0203



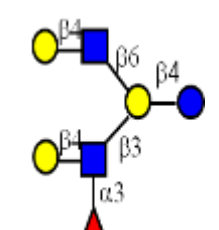
H0204



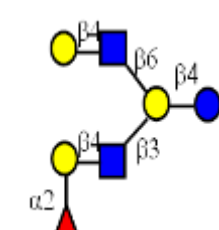
H0205



H0207



H0208

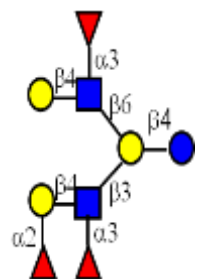




H0209



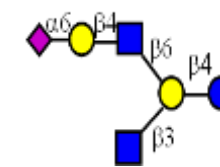
H0210



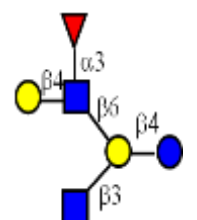
H0300



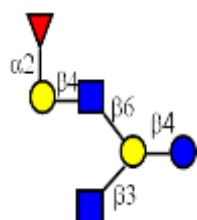
H0301



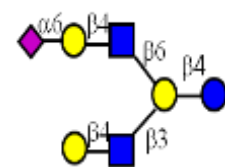
H0303



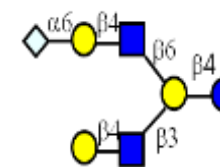
H0304



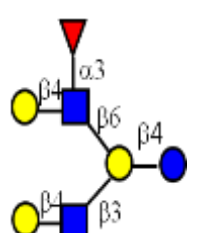
H0305



H0306



H0307



H0400



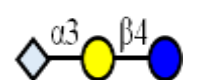
H0402



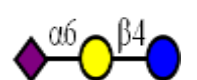
H0403



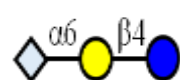
H0404



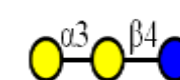
H0405



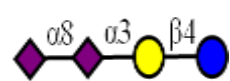
H0406



H0407



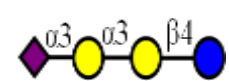
H0408



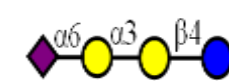
H0409



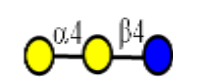
H0410



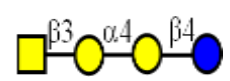
H0411



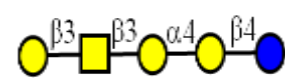
H0500



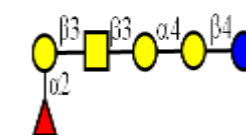
H0503



H0504



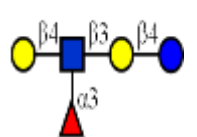
H0505



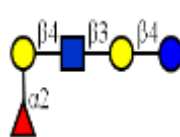
H0600



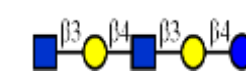
H0601



H0602

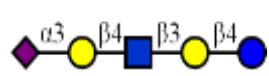


H0603





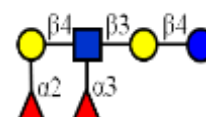
H0604



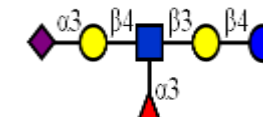
H0606



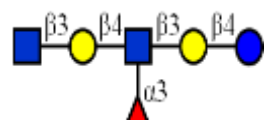
H0608



H0609



H0610



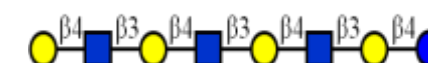
H0700



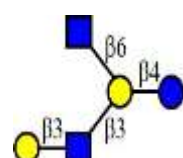
H0701



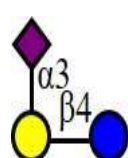
H0800



H0900



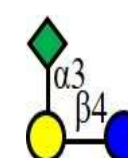
L1001



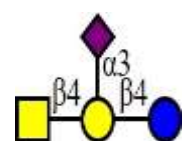
L1002



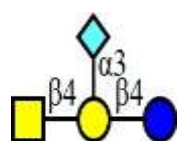
L1003



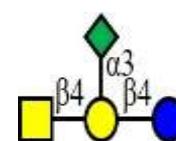
L1011



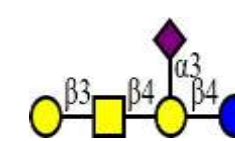
L1012



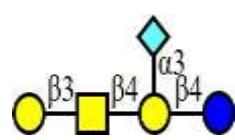
L1013



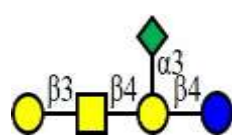
L1021



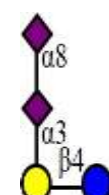
L1022



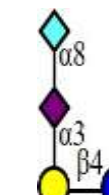
L1023



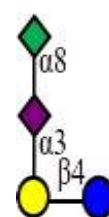
L1201



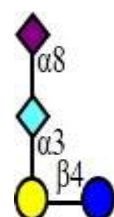
L1202



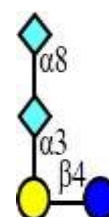
L1203



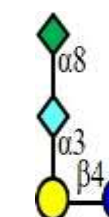
L1204



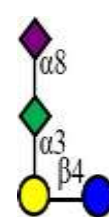
L1205



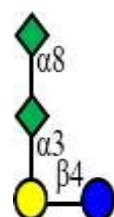
L1206



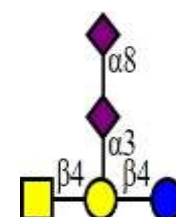
L1207



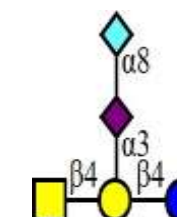
L1209



L1211

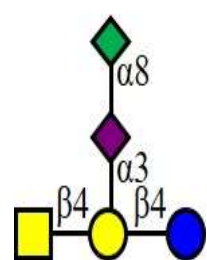


L1212

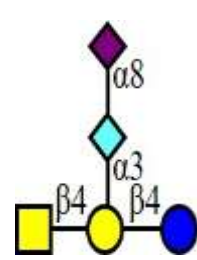




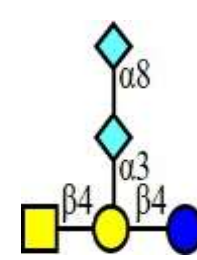
L1213



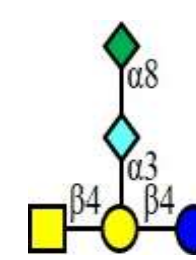
L1214



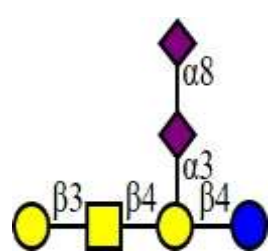
L1215



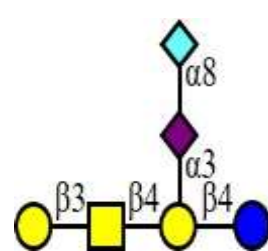
L1216



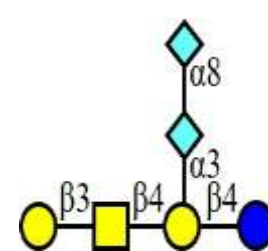
L1221



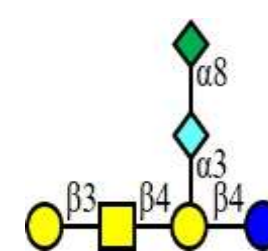
L1222



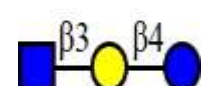
L1225



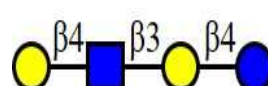
L1226



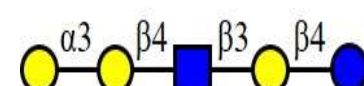
L2000



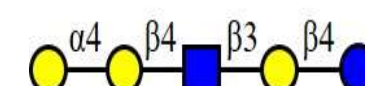
L2100



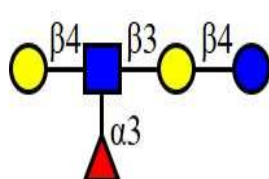
L2101



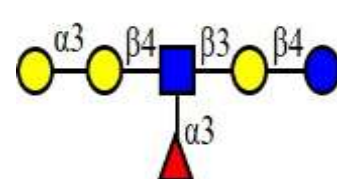
L2102



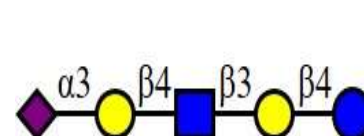
L2103



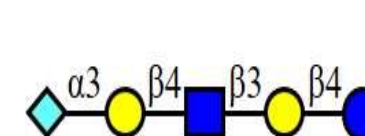
L2104



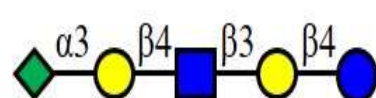
L2111



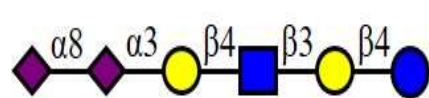
L2112



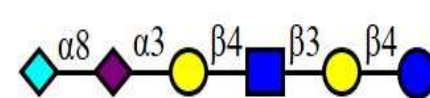
L2113



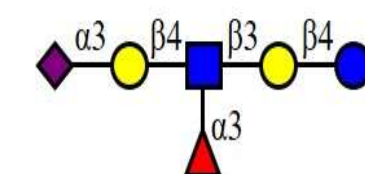
L2121



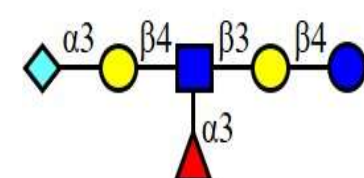
L2122



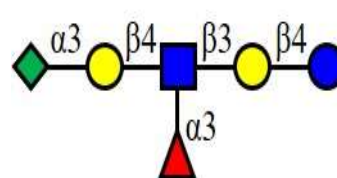
L2131



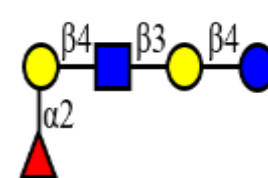
L2132



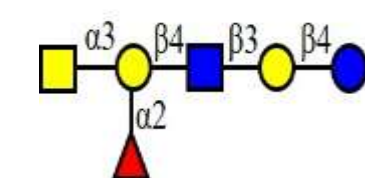
L2133



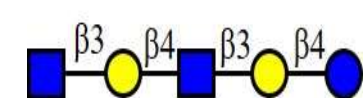
L2191



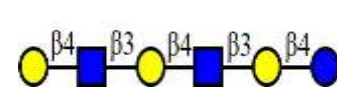
L2192



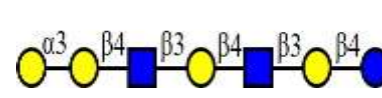
L2200



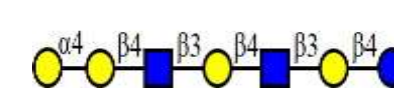
L2300



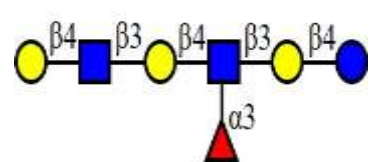
L2301



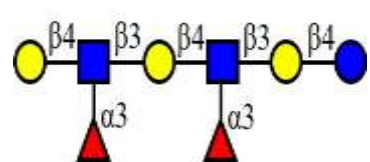
L2302



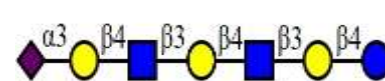
L2303



L2304



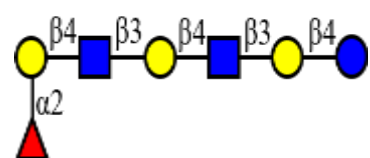
L2311



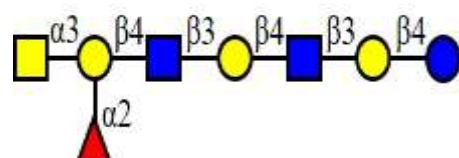
L2312



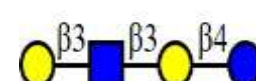
L2391



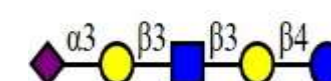
L2392



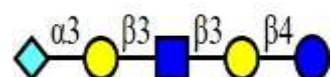
L2900



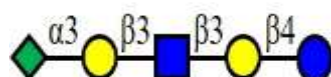
L2911



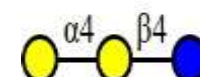
L2912



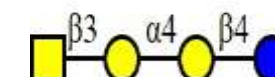
L2913



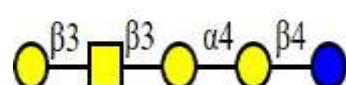
L3100



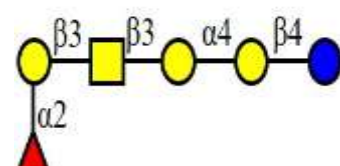
L3101



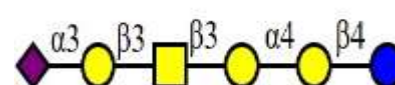
L3102



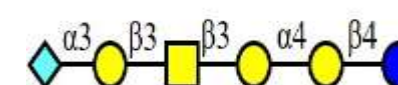
L3103



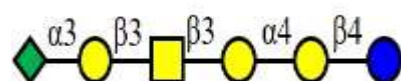
L3111



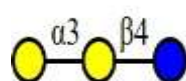
L3112



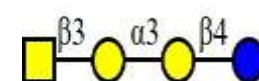
L3113



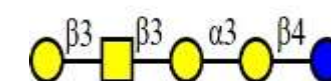
L3200



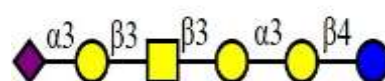
L3201



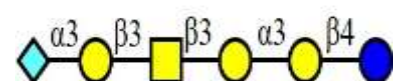
L3202



L3211



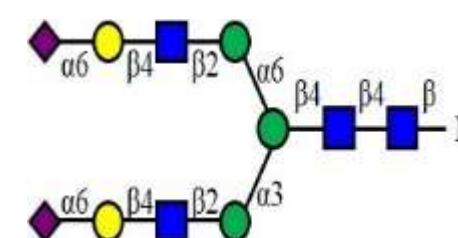
L3212



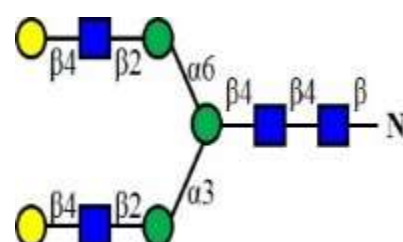
L3213



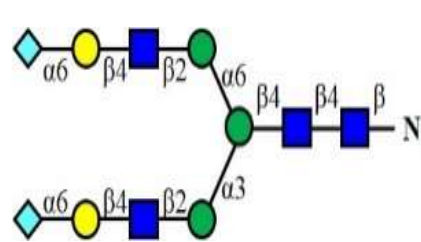
TE001



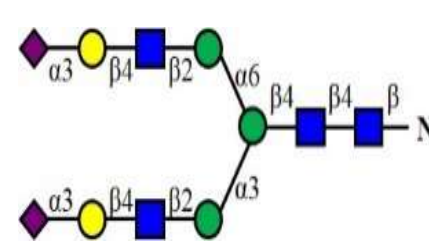
TE002



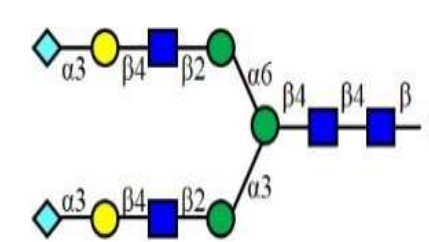
TE003



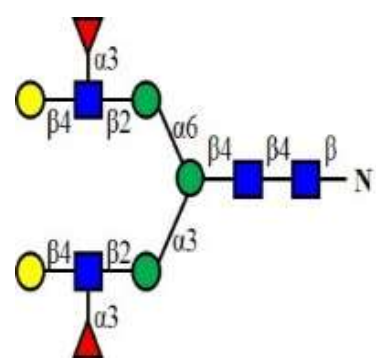
TE004



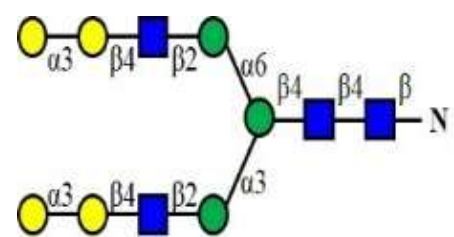
TE005



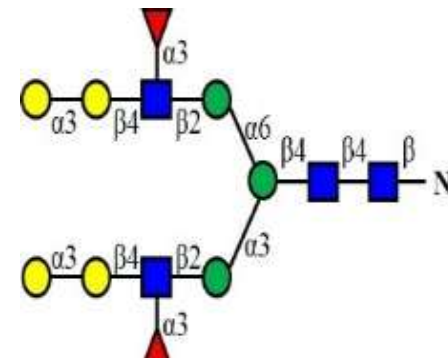
TE006



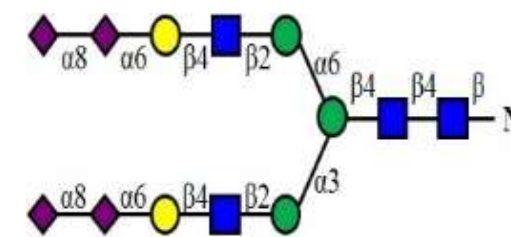
TE007



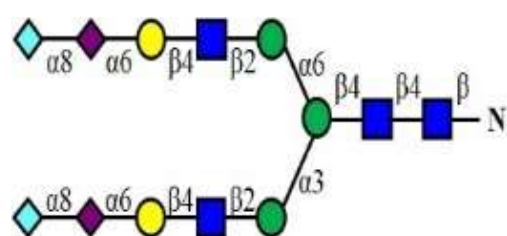
TE008



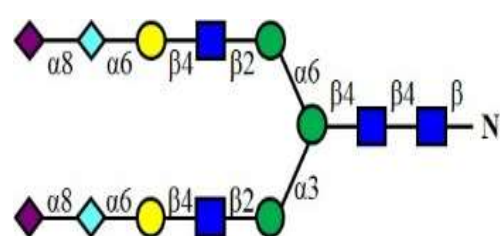
TE009



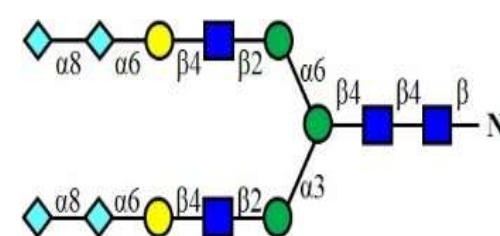
TE010



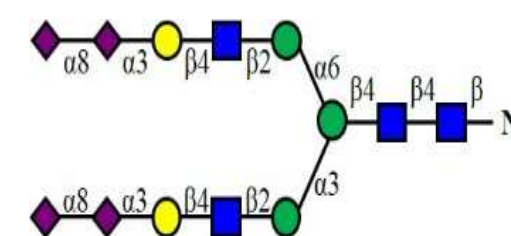
TE011



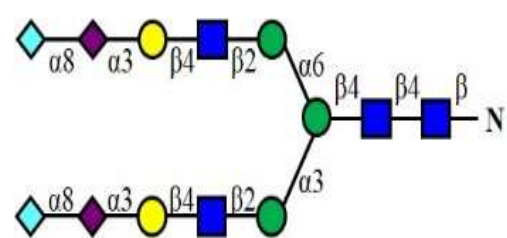
TE012



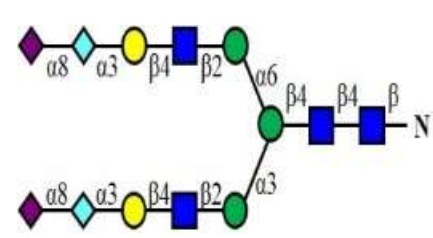
TE013



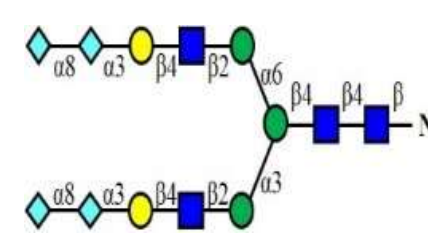
TE014



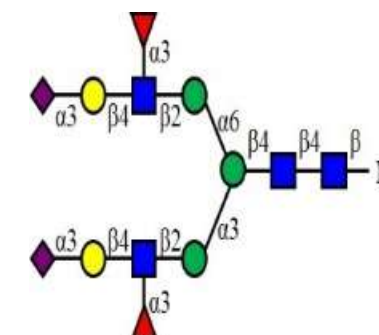
TE015



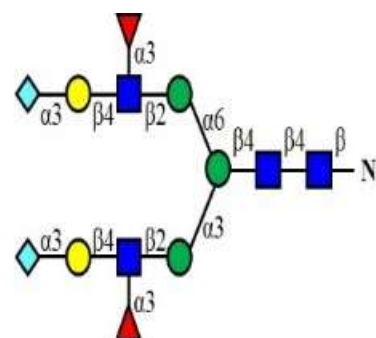
TE016



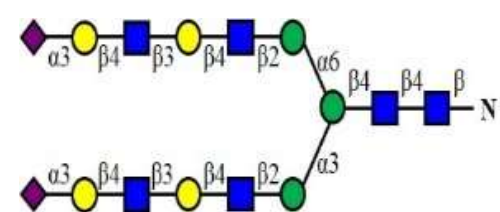
TE017



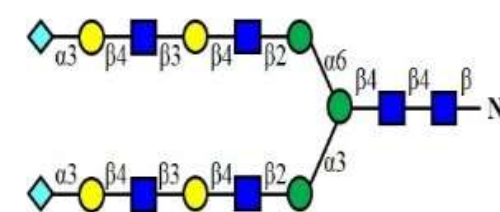
TE018



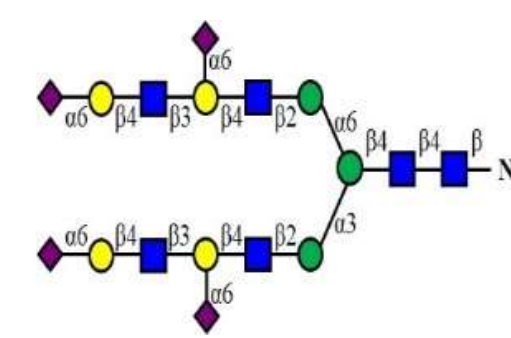
TE019



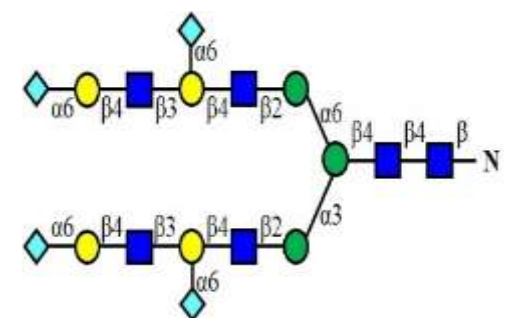
TE020



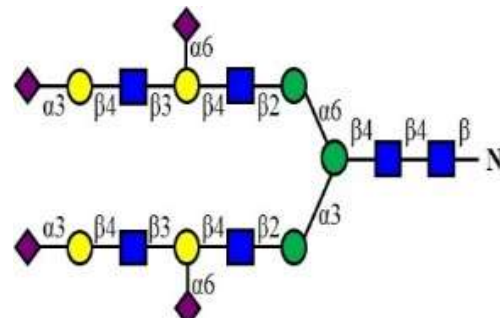
TE021



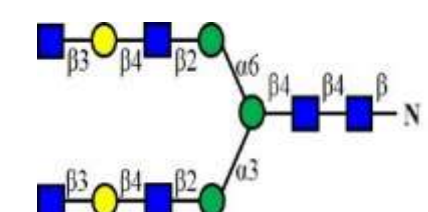
TE022



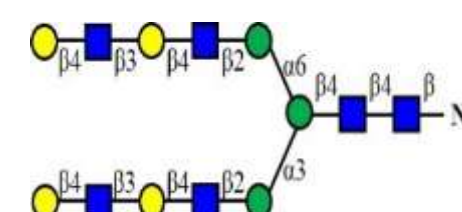
TE023



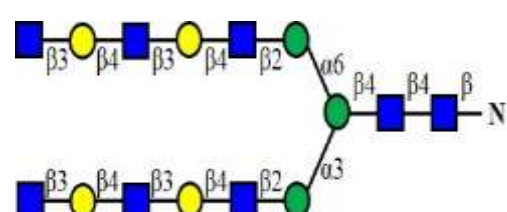
TE024



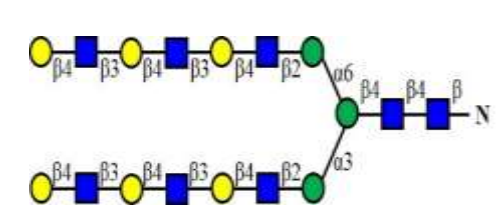
TE025



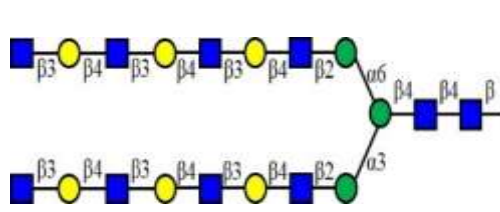
TE026



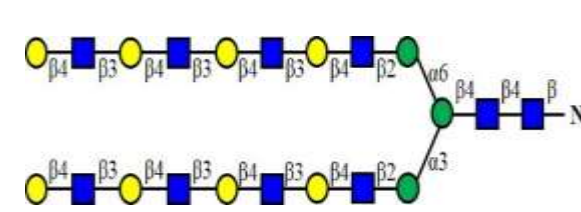
TE027



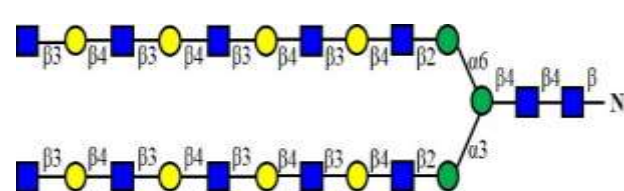
TE028



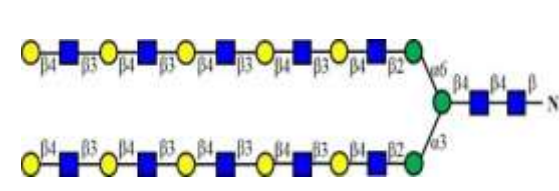
TE029



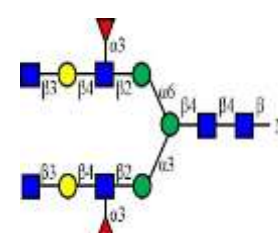
TE030



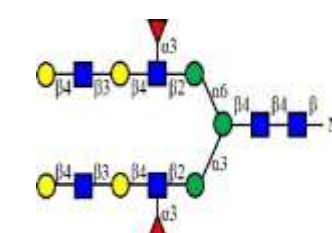
TE031



TE032

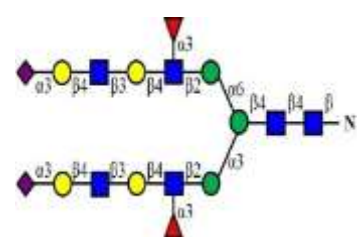


TE033

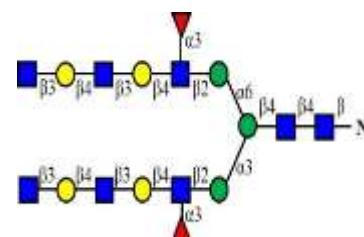




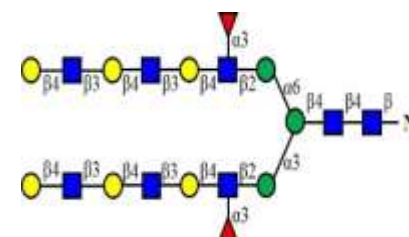
TE034



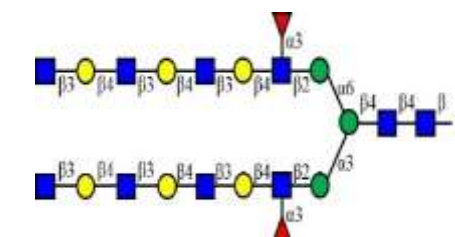
TE035



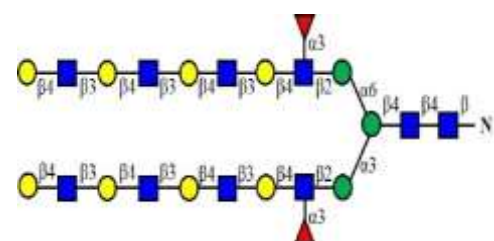
TE036



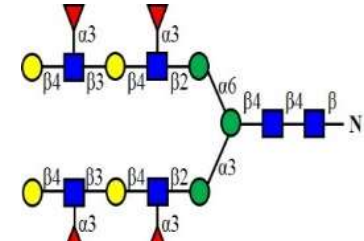
TE037



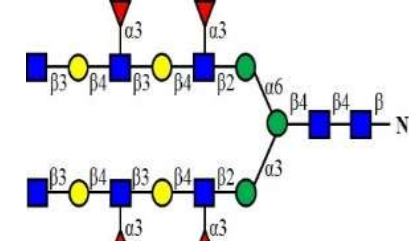
TE038



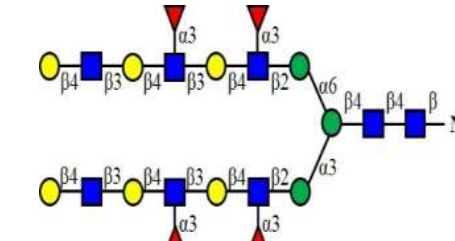
TE039



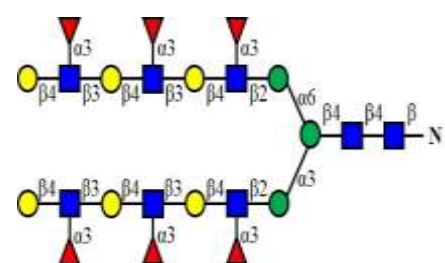
TE040



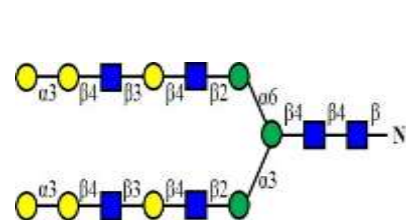
TE041



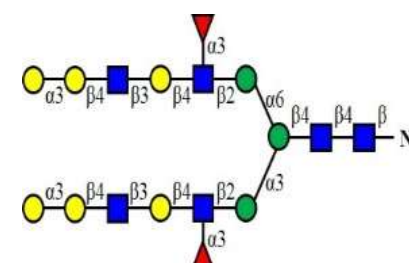
TE042



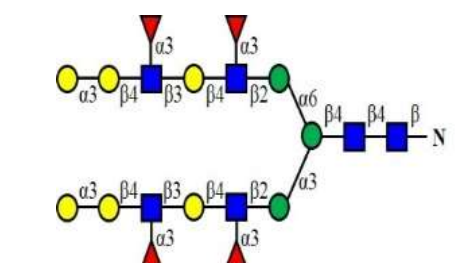
TE043



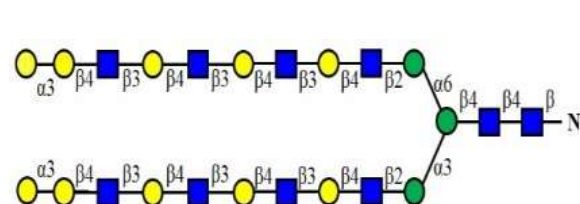
TE044



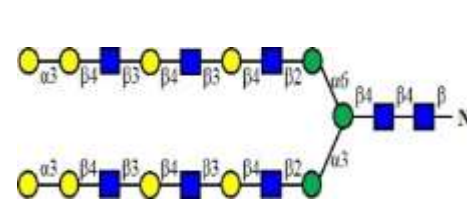
TE045



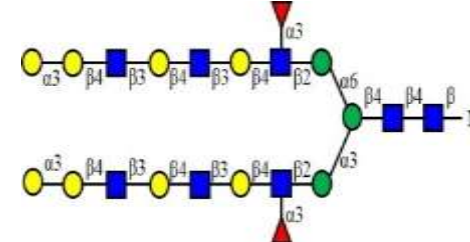
TE046



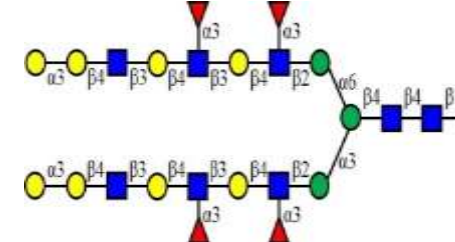
TE047



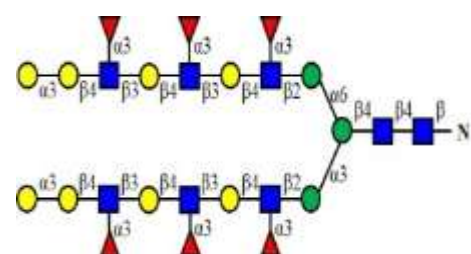
TE048



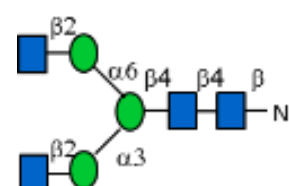
TE049



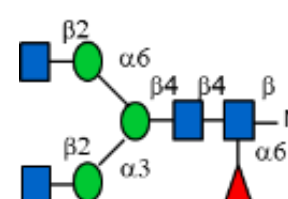
TE050



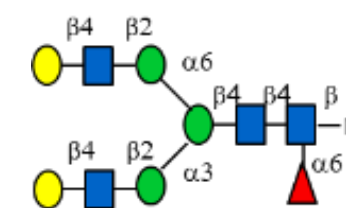
TE051



TE052

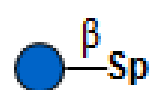


TE053

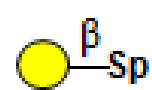




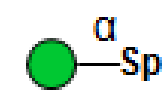
F01 β -Glc-Sp



F02 β -Gal-Sp



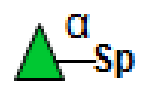
F03 α -Man-Sp



F04 α -L-Fuc-Sp



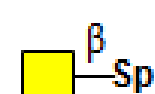
F05 α -L-Rham-Sp



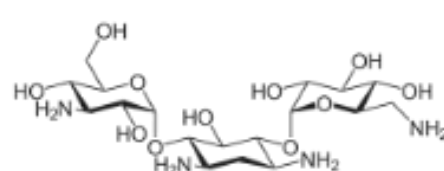
F06 β -GlcNAc-Sp



F07 β -GalNAc-Sp



F08 Tobramycin



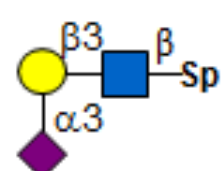
F09 Gal- β 1,3-GlcNAc- β -Sp



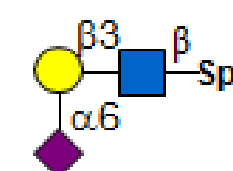
F10 Gal- α 1,3-Gal- β 1,3-GlcNAc- β -Sp



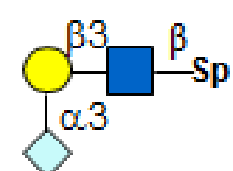
F11 Neu5Ac- α 2,3-Gal- β 1,3-GlcNAc- β -Sp



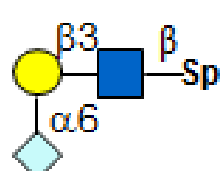
F12 Neu5Ac- α 2,6-Gal- β 1,3-GlcNAc- β -Sp



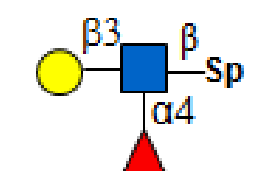
F13 Neu5Gc- α 2,3-Gal- β 1,3-GlcNAc- β -Sp



F14 Neu5Gc- α 2,6-Gal- β 1,3-GlcNAc- β -Sp



F15 Gal- β 1,3-(Fuc- α 1,4)-GlcNAc- β -Sp



F16 Gal- β 1,4-Glc- β -Sp



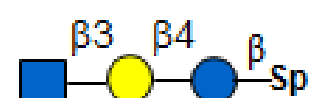
F17 Gal- α 1,3-Gal- β 1,4-Glc- β -Sp



F18 Gal- α 1,4-Gal- β 1,4-Glc- β -Sp



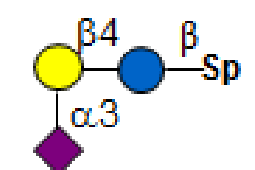
F19 GlcNAc- β 1,3-Gal- β 1,4-Glc- β -Sp



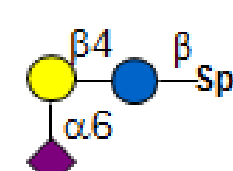
F20 GalNAc- β 1,3-Gal- β 1,4-Glc- β -Sp



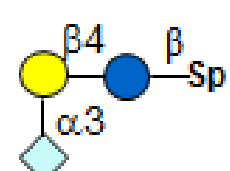
F21 Neu5Ac- α 2,3-Gal- β 1,4-Glc- β -Sp



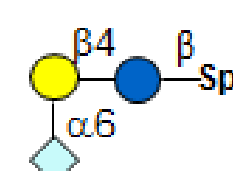
F22 Neu5Ac- α 2,6-Gal- β 1,4-Glc- β -Sp



F23 Neu5Gc- α 2,3-Gal- β 1,4-Glc- β -Sp

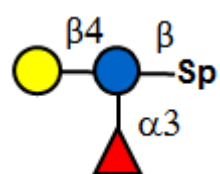


F24 Neu5Ac- α 2,6-Gal- β 1,4-Glc- β -Sp

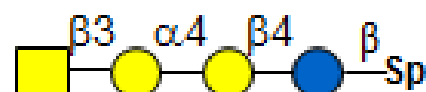




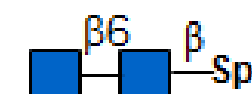
F25 Gal-β1,4-(Fuc-α1,3)-Glc-β-Sp



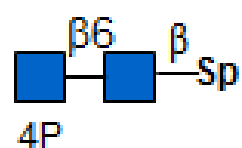
F26 GalNAc-β1,3-Gal-α1,4-Gal-β1,4-Glc-β-Sp



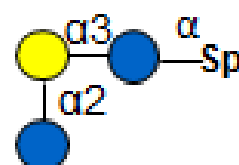
F27 GlcNAc-β1,6-GlcNAc-β-Sp



F28 4-P-GlcNAc-β1,6-GlcNAc-β-Sp



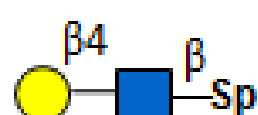
F29 Glc-α1,2-Gal-α1,3-Glc-α-Sp



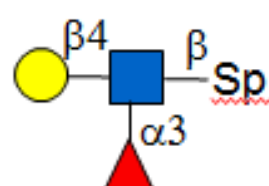
F30 Gal-β1,3-GalNAc-α-Sp



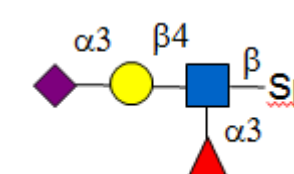
F31 Gal-β1,4-GlcNAc-β-Sp



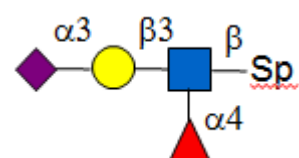
F32 Gal-β1,4-(Fuc-α1,3)-GlcNAc-β-Sp



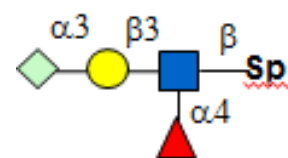
F33 Neu5Ac-α2,3-Gal-β1,3-(Fuc-α1,4)-GlcNAc-β-Sp



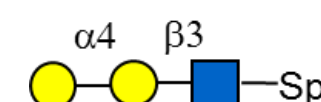
F34 Neu5Ac-α2,3-Gal-β1,3-(Fuc-α1,4)-GlcNAc-β-Sp



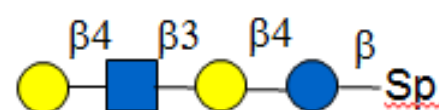
F35 Neu5Gc-α2,3-Gal-β1,3-(Fuc-α1,4)-GlcNAc-β-Sp



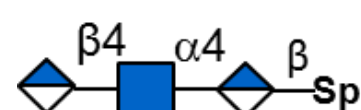
F36 Gal-α1,4-Gal-β1,3-GlcNAc-β-Sp



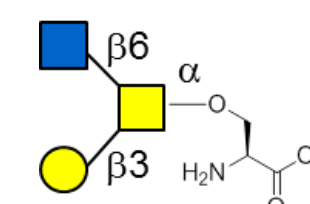
F37 Gal-β1,4-GlcNAc-β1,3-Gal-β1,4-Glc-β-Sp



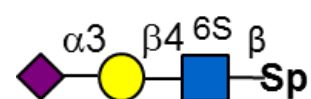
F38 GlcA-β1,4-GlcNAc-α1,4-GlcA-β-Sp



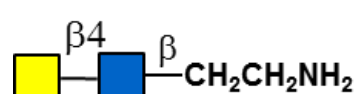
F39 GlcNAc-β1,6-(Gal-β1,3)-GalNAc-α-O-Ser



F40 Neu5Ac-α2,3-Gal-β1,4-(6S) GlcNA-Sp



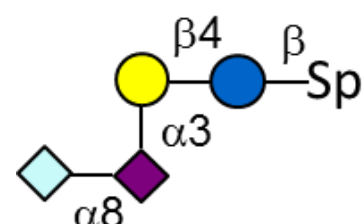
F41 GalNAc-β1,4-GlcNAc-β-CH₂CH₂NH₂



F42 Neu5Ac-α2,8-Neu5Ac-α2,3-Gal β1,4-Glc-β-Sp



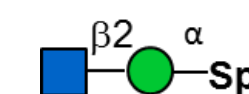
F43 Neu5Gc-α2,8-Neu5Ac-α2,3-Gal β1,4-Glc-β-Sp



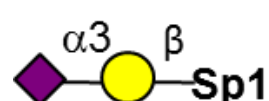
F44 GalNAc-α1,3-(Fuc-α1,2)-Gal-β1,4-Glc-β-Sp1



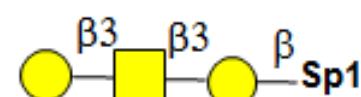
F45 GlcNAc-β1,2-Man-α-Sp



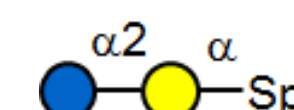
F46 Neu5Ac-α2,3-Gal-β-Sp1



F47 Gal-β1,3-GalNAc-β1,3-Gal-β-Sp1

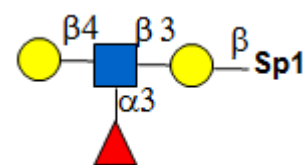


F48 Glc-α1,2-Gal-α-Sp





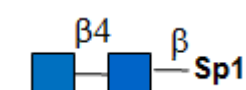
F49 Gal-β1,4-(Fuc-α1,3)-GlcNAc-β1,3-Gal-β-Sp1



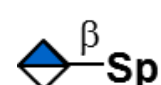
F50 Neu5Ac-α2,3-Gal-β1,4-(Fuc-α1,3)-Glc-β-Sp1



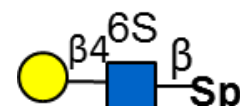
F51 GlcNAc-β1,4-GlcNAc-β-Sp1



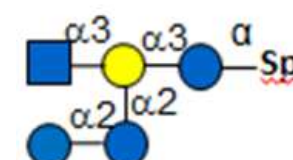
F52 D-GlcA-Sp



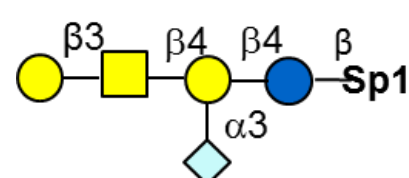
F53 Gal-β1,4-(6S) GlNAc-β-Sp



F54 GlNAc-α1,3-(Glc-α1,2-Glc-α1,2)Gal-α1,3-Glc-α-Sp



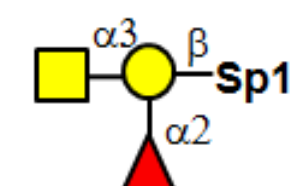
F55 Gal β1,3-GalNAc-β1,4-(Neu5Gc-α2,3)-Gal β1,4-Glc-β-Sp1



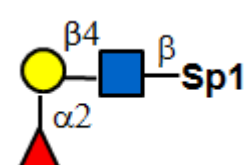
F56 Sisomicin sulfate



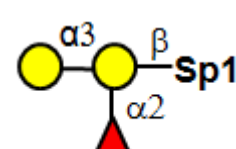
F57 GalNAc-α1,3-(Fuc-α1,2)-Gal-β-Sp 1



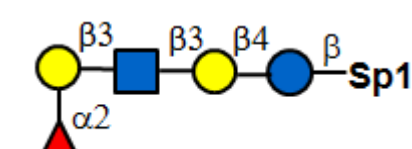
F58 Fuc-α1,2-Gal-β1,4-GlcNAc-β-Sp1



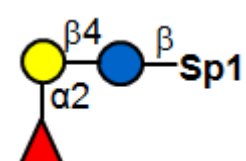
F59 Gal-α1,3-(Fuc-α1,2)-Gal-β-Sp 1



F60 Fuc-α1,2-Gal-β1,3-GlcNAc-β1,3-Gal-β1,4-Glc-β-Sp



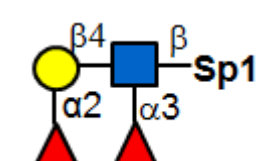
F61 Fuc-α1,2-Gal-β1,4-Glc-β-Sp1



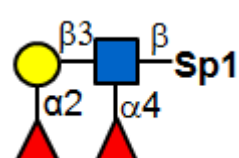
F62 Gal-α1,3-(Fuc-α1,2)-Gal-β1,4-Glc-β-Sp 1



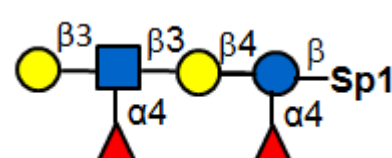
F63 (Fuc-α1,2)-Gal-β1,4-(Fuc-α1,3)-GlcNAc-β-Sp1



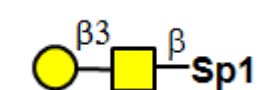
F64 (Fuc-α1,2)-Gal-β1,3-(Fuc-α1,4)-GlcNAc-β-Sp1



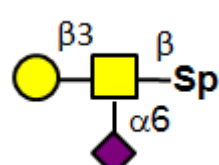
F65 Gal-β1,3-(Fuc-α1,4)-GlcNAc-β1,3-Gal-β1,4-(Fuc-α1,4)-Glc-β-Sp1



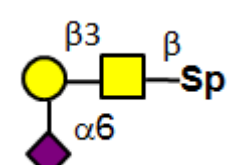
F66 Gal-β1,3-GalNAc-β-Sp 1



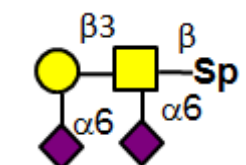
F67 Gal-β1,3-(Neu5Ac-α2,6)-GalNAc-β-Sp



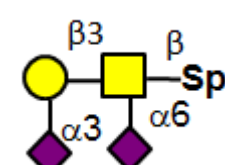
F68 Neu5Ac-α2,6-Gal β1,3-GalNAc-β-Sp



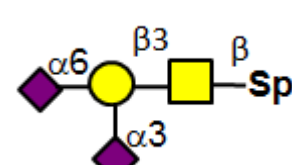
F69 Neu5Ac-α2,6-Gal β1,3-(Neu5Ac-α2,6)-GalNAc-β-Sp



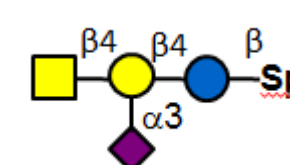
F70 Neu5Ac-α2,3-Gal β1,3-(Neu5Ac-α2,6)-GalNAc-β-Sp



F71 Neu5Ac-α2,6-(Neu5Ac-α2,3)-Gal β1,3-GalNAc-β-Sp

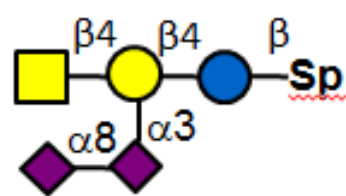


F72 GalNAc-β1,4-(Neu5Ac-α2,3)-Gal β1,4-Glc-β-Sp





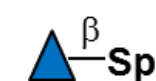
F73 GalNAc-β1,4-(Neu5Ac-α2,8-Neu5Ac-α2,3)-Gal β-1,4-Glc-β-Sp



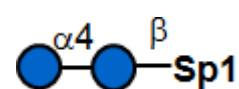
F74 Gal-α1,4-Gal β1,4-GlcNAc-β-Sp1



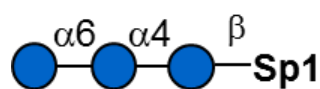
F75 D-Rhamnose-sp



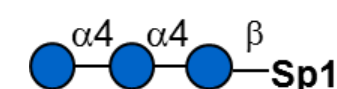
F76 Glc-α1,4-Glc-β-Sp1



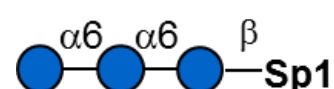
F77 Glc-α1,6-Glc-α1,4-Glc-β-Sp1



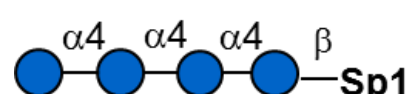
F78 Maltotriose



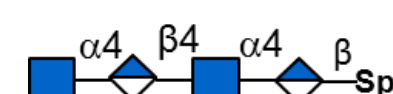
F79 Glc-α1,6-Glc-α1,6-Glc-β-Sp1



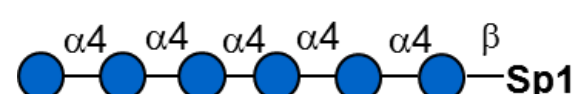
F80 Maltotetraose-β-Sp1



F81 GlcNAc-α1,4-GlcA-β-1,4-GlcNAc-α1,4-GlcA-b-SP



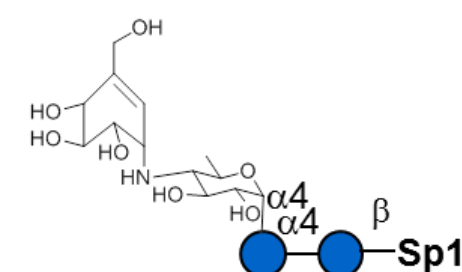
F82 Maltohexaose-β-Sp1



F83 Maltoheptaose-β-Sp1



F84 Acarbose-β-Sp1



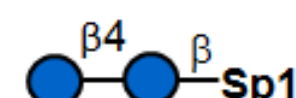
F85 D-pentamannuronic acid-β-Sp1



F86 L-pentagaluronic acid-β-Sp1



F87 D-cellose-β-Sp1



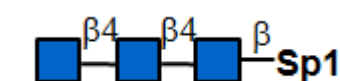
F88 Gal-α1,3-Gal-β-Sp1



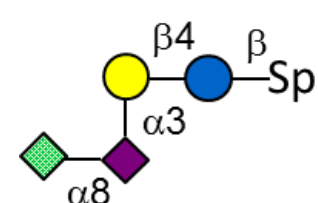
F89 β1,4-Xylotetrose



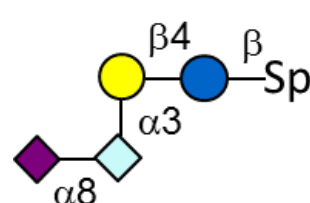
F90 Chitin-trisaccharide



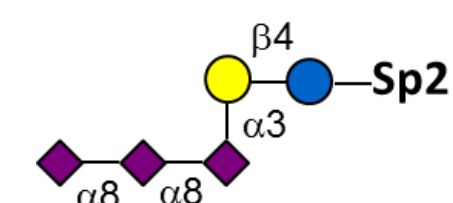
F91 KDN-α2,8-Neu5Ac-α2,3-Gal β1,4-Glc-β-Sp



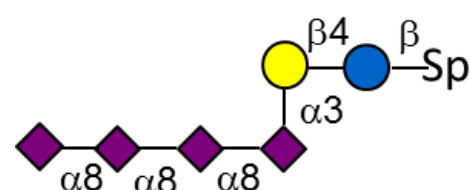
F92 Neu5Ac-α2,8-Neu5Gc-α2,3-Gal β1,4-Glc-β-Sp



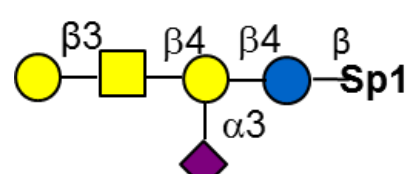
F93 α2,8-Neu5Ac-α2,8-Neu5Ac-α2,8-Neu5Ac-α2,3-Gal-β1,4-Glc-Sp2



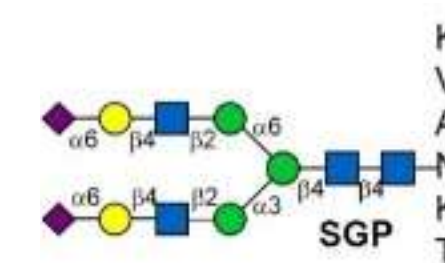
F94 Neu5Ac-α2,8-Neu5Ac-α2,8-Neu5Ac-α2,8-Neu5Ac-α2,3-Gal β1,4-Glc-β-Sp



F95 Gal β1,3-GalNAc-β1,4-(Neu5Ac-α2,3)-Gal β1,4-Glc-β-Sp1

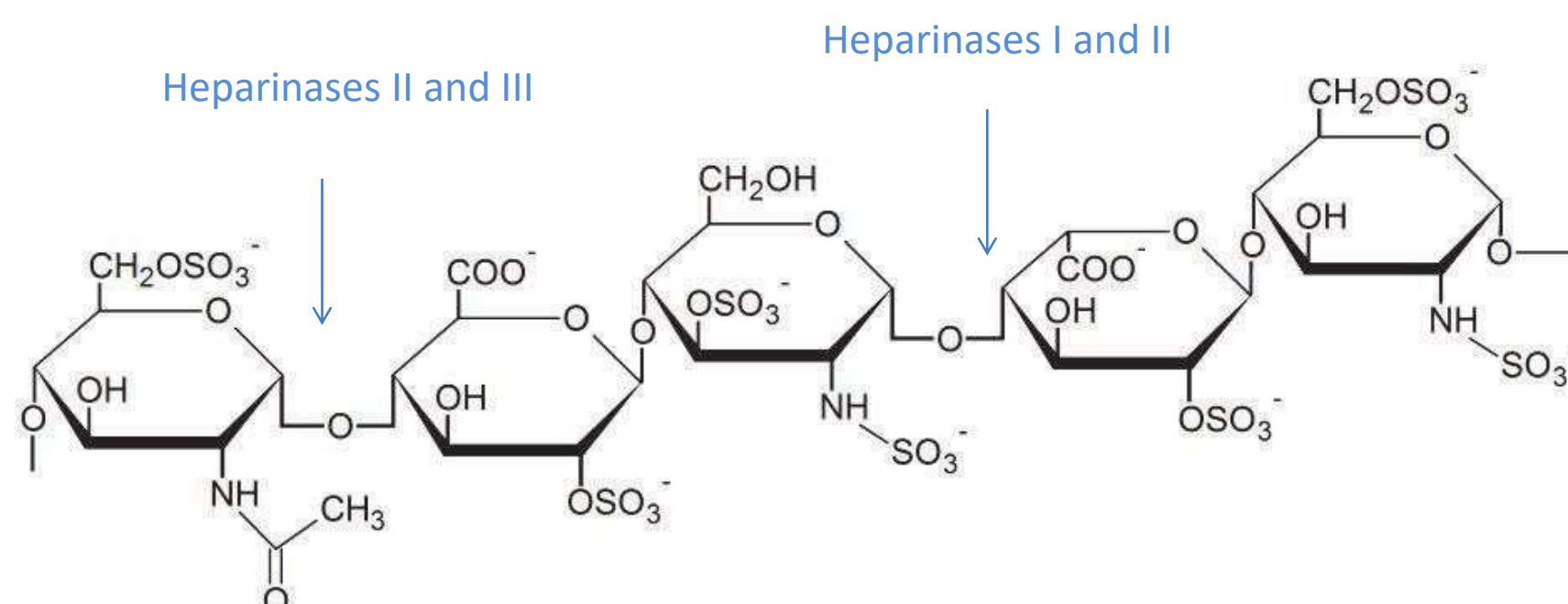


F96 SGP



Heparinase; Heparin lyase

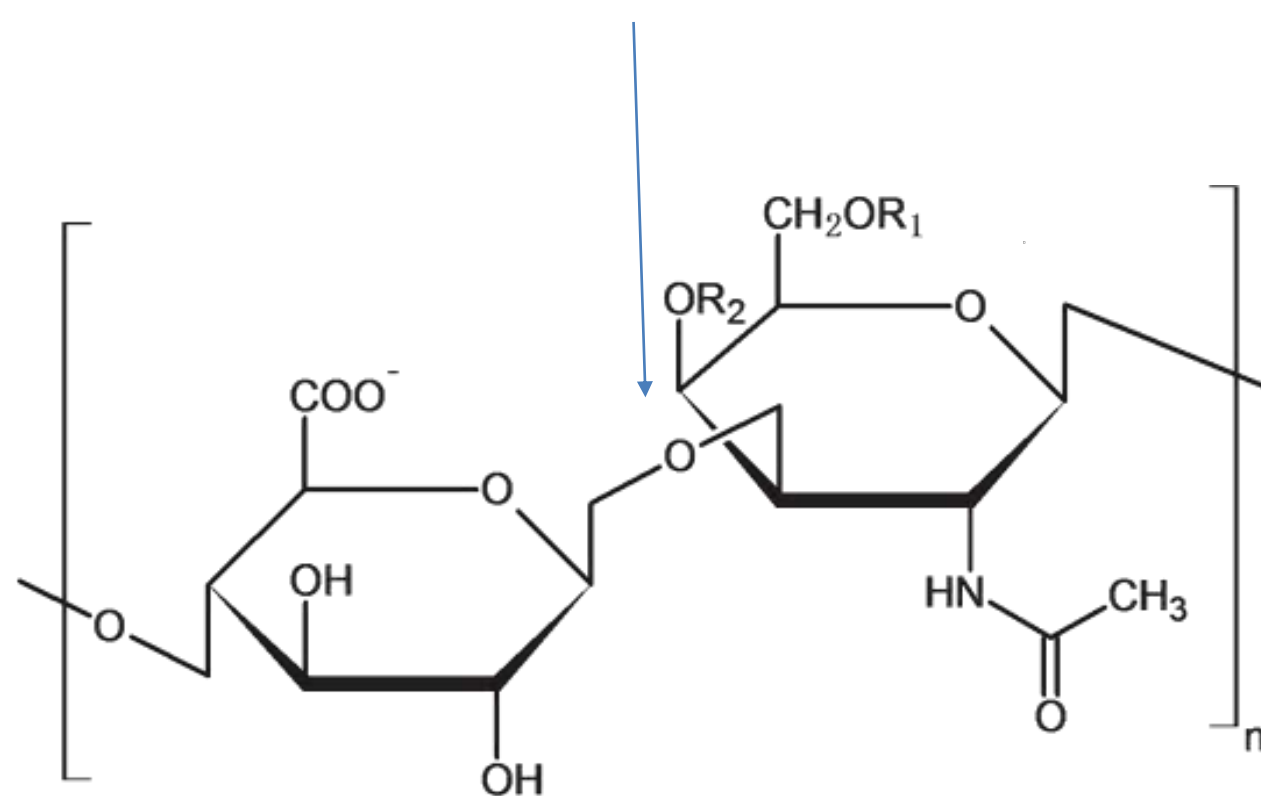
E. coli Recombinant Heparinase from *Flavobacterium heparinum*.



Enzyme/product	Catalog #	EC#	CAS #	Description	Size
Heparinase I	AG00-2519	4.2.2.7	9025-39-2	Heparinase I from <i>Flavobacterium heparinum</i> ; Substrates: Heparin and Heparan sulfate (ratio approx. 3:1)	1 IU
Heparinase II	AG00-6512		149371-12-0	Heparinase II from <i>Flavobacterium heparinum</i> ; Substrates: Heparin and Heparan sulfate	1 IU
Heparinase III	AG00-8891	4.2.2.8	37290-86-1	Heparinase II from <i>Flavobacterium heparinum</i> ; Substrates: Heparan sulfate	1 IU
S-2238	AG00-0101	4.2.2.7	113711-77-6	Chromogenic Substrate for Thrombin	10 mg
S-2765	AG00-0102		115388-96-0	Chromogenic Substrate for Factor Xa	10 mg
S-2222	AG00-0103	4.2.2.8	-	Chromogenic Substrate for Factor Xa	25mg
Activated Factor X (FXa)	AG00-0121			Activated Factor X (FXa), from Bovine Plasma	2.5 IU
Alpha thrombin (FIIa)	AG00-0122			Alpha-Thrombin (FIIa), from Bovine Plasma	50 IU
Human Thrombin (FIIa)	EZ006K			Human Thrombin(FIIa) from Human Plasma	6X10 NIE(MOQ)
Antithrombin (AT)	AG00-0131			Antithrombin (AT), from Bovine Plasma	10 IU
Human Antithrombin (AT)	AG00-0132			Human Antithrombin(AT) from Human Plasma	10 IU

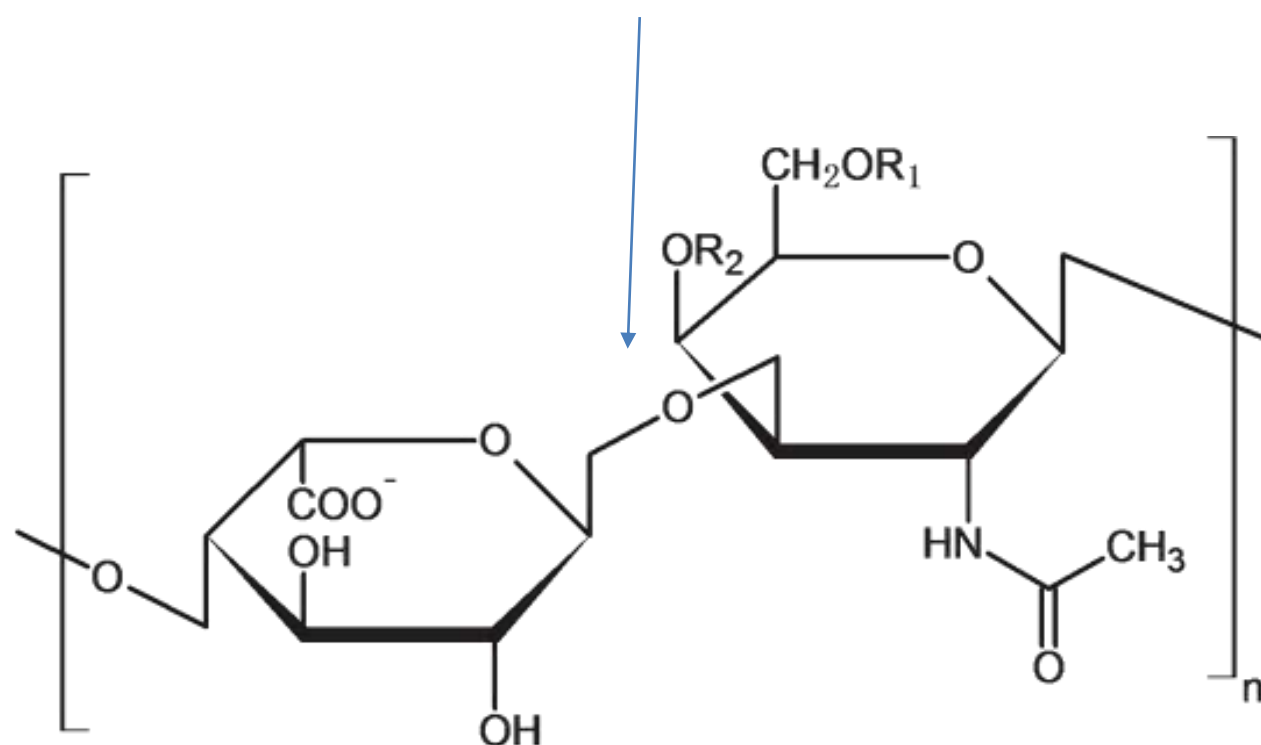
Chondroitinases; Chondroitin Lyase

Chondroitinase AC



Chondroitin sulfate A & C
 R1 = H or SO₃⁻
 R2 = H or SO₃⁻

Chondroitinase B



Dermatan sulfate (Chondroitin sulfate B)
 R1 = H
 R2 = SO₃⁻

Enzyme/product	Catalog #	EC#	CAS #	Description	Size
Chondroitinase AC	AG00-2780	4.2.2.5	9047-57-8	Chondroitinase AC, from <i>Flavobacterium heparinum</i> ; Substrates: Chondroitin sulfate A, chondroitin sulfate C, chondroitin and hyaluronic acid	5 IU
Chondroitinase B	AG00-8058	4.22.19	52227-83-5	Chondroitinase B, from <i>Flavobacterium heparinum</i> ; Substrate: Dermatan sulfate (chondroitin sulfate B)	5 IU



Heparin Unsaturated Disaccharides

Catalog #	Description	Size
AG00-0401	Heparin Unsaturated Disaccharide Δ I-S, Sodium Salt, 98%	1 mg, 5 mg, 25 mg
AG00-0402	Heparin Unsaturated Disaccharide Δ II-S, Sodium Salt, 98%	0.5 mg, 1 mg, 5 mg
AG00-0403	Heparin Unsaturated Disaccharide Δ III-S, Sodium Salt, 98%	1 mg, 2 mg, 5 mg
AG00-0404	Heparin Unsaturated Disaccharide Δ IV-S, Sodium Salt, 98%	1 mg, 2 mg
AG00-0405	Heparin Unsaturated Disaccharide Δ I-A, Sodium Salt, 98%	1 mg, 2 mg, 5 mg
AG00-0406	Heparin Unsaturated Disaccharide Δ II-A, Sodium Salt, 98%	1 mg, 5 mg
AG00-0407	Heparin Unsaturated Disaccharide Δ III-A, Sodium Salt, 98%	1 mg, 5 mg
AG00-0408	Heparin Unsaturated Disaccharide Δ IV-A, Sodium Salt, 98%	0.5 mg, 1 mg
AG00-0409	Heparin Unsaturated Disaccharide Δ I-H, Sodium Salt, 98%	1 mg, 2 mg
AG00-0410	Heparin Unsaturated Disaccharide Δ II-H, Sodium Salt, 98%	1 mg, 2 mg
AG00-0411	Heparin Unsaturated Disaccharide Δ III-H, Sodium Salt, 98%	1 mg, 2 mg
AG00-0412	Heparin Unsaturated Disaccharide Δ IV-H, Sodium Salt, 98%	1 mg, 2 mg
AG00-0413	Heparin Unsaturated Disaccharide Δ I-P, Sodium Salt, 98%	1 mg, 2 mg

Heparin Analogs

Catalog #	Description	Size
AG00-9905	Heparan Sulfate (HS), Sodium Salt, 95%	25 mg
AG00-9320	Dermatan Sulfate (DS), Sodium Salt, 95%	50 mg
AG00-9620	Oversulfated Chondroitin Sulfate (OSCS), Sodium Salt, 95%	100 mg



Chondroitin Unsaturated Disaccharides

Catalog #	Description	Size
AG00-0421	Chondroitin Unsaturated Disaccharide Δ Di-0S, Sodium Salt, 98%	5 mg, 10 mg
AG00-0422	Chondroitin Unsaturated Disaccharide Δ Di-4S, Sodium Salt, 98%	5 mg, 10 mg
AG00-0423	Chondroitin Unsaturated Disaccharide Δ Di-6S, Sodium Salt, 98%	5 mg, 10 mg
AG00-0424	Chondroitin Unsaturated Disaccharide Δ Di-diSE, Sodium Salt, 98%	1 mg, 5 mg
AG00-0425	Chondroitin Unsaturated Disaccharide Δ Di-diSD, Sodium Salt, 98%	1 mg, 5 mg
AG00-0426	Chondroitin Unsaturated Disaccharide Δ Di-diSB, Sodium Salt, 98%	1 mg, 5 mg
AG00-0427	Chondroitin Unsaturated Disaccharide Δ Di-triS, Sodium Salt, 98%	1 mg, 5 mg
AG00-0428	Chondroitin Unsaturated Disaccharide Δ Di-UA2S, Sodium Salt, 98%	1 mg, 5 mg
AG00-0431	Chondroitin Disaccharide Di-4S, Sodium Salt, 98%	1 mg, 2 mg
AG00-0432	Chondroitin Disaccharide Di-4S, Sodium Salt, 98%	1 mg, 2 mg

Hyaluronic Acid Unsaturated Disaccharides

Catalog #	Description	Size
AG00-0429	Hyaluronic Acid Unsaturated Disaccharide Δ DiHA, Sodium Salt, 98%	2 mg, 5 mg



Index

Enzymes			
EN01001	α 2,6-sialyltransferase (Pd26ST)	EN01032	α 1,3-N-acetylgalactosaminyltransferase (Pm1138)
EN01002	α 2,3-sialyltransferase (PmST1)	EN01033	Fructose 1,6-bisphosphate aldolase (SMALDO)
EN01003	α 2,8-sialyltransferase (CstII)	EN01035	GDP-mannose pyrophosphorylase (ManC)
EN01004	α 1,3-N-acetylgalactosaminyltransferase (BgtA)	EN01037	D-mannose isomerase
EN01005	β 1,4-galactosyltransferase (LgtB)	EN01038	L-rhamnose isomerase (RhaA)
EN01006	α 1,4-galactosyltransferase (LgtC)	EN01039	L-rhamnulose kinase (RhaB)
EN01007	α 1,3-galactosyltransferase (α 1,3GalT)	EN01040	L-fucose isomerase (FucI)
EN01008	Sialic acid aldolase (NPL)	EN01041	L-fucose kinase (FucK)
EN01009	CMP-sialic acid synthetase (NmCSS)	EN01042	D-xylose isomerase (XylA)
EN01010	L-fucokinase/GDP-fucose pyrophosphorylase (FKP)	EN01043	L-arabinose isomerase (AraA)
EN01011	N-acetylhexosamine 1-kinase (NahK)	EN01044	D-ribulose kinase (AraB)
EN01013	Galactokinase (BiGalK)	EN01045	L-xylulose kinase (LyxK)
EN01014	UDP-GlcNAc 4-epimerase (WbgU)	EN01046	Fructose kinase (FruK)
EN01015	UDP-Glc 4-epimerase (GalE)	EN01049	β 1,4-N-acetylgalactosaminyltransferase (CgtA)
EN01016	Glycopeptidase (PNGase F)	Sugar Nucleotides	
EN01017	Endo- β -N-acetylglucosaminidase A (Endo-A)	SN02001	CMP-Neu5Ac.2Na
EN01018	Inorganic pyrophosphatase (PmPPA)	SN02002	GDP-L-Fuc.2Na
EN01019	UDP-sugar pyrophosphorylase (BIUSP)	SN02003	GDP-D-Man.2Na
EN01020	α -1,3-fucosyltransferase (α 1,3FucT)	SN02004	UDP-Xyl.2Na
EN01021	UDP-Glc dehydrogenase (UDPDH)	SN02005	UDP-Glc.2Na
EN01022	N-acetylglucosamine-1-P uridyltransferase (AGX1)	SN02006	UDP-Gal.2Na
EN01023	α 1,2-fucosyltransferase	SN02007	UDP-GlcA.3Na
EN01024	α 1,3/4-fucosyltransferase	SN02008	UDP-GalA.3Na
EN01025	Hyaluronan synthase (PmHAS)	SN02009	UDP-GlcNAc.2Na
EN01026	Chondroitin synthase (PmCS)	SN02010	UDP-GalNAc.2Na
EN01027	Heparosan synthase 2 (PmHS2)	SN02011	UDP-GlcNAz.2Na
EN01028	L-fuculose aldolase (FucA)	SN02012	UDP-GalNAz.2Na
EN01029	β 1,3-galactosyltransferase (CgtB)	Oligosaccharides	
EN01030	β 1,3-N-acetylhexosaminyltransferase (LgtA)	OS03001	Galacto-N-biose; Gal- β 1,3-GalNAc
EN01031	β 1,3-N-acetylgalactosaminyltransferase (LgtD)	OS03002	Lacto-N-Biose; Gal- β 1,3-GlcNAc

Please feel free to contact us at sales@chemilyus.com for more details.



OS03003	Blood group H disaccharide
OS03004	Isoglobotriose; α -Gal
OS03005	Globotrinose
OS03006	Blood group Type II H-antigen
OS03007	Blood group Type III/IV H-antigen
OS03008	Blood group TYPE V H-antigen
OS03009	3'-Sialyllactose
OS03010	6'-Sialyllactose
OS03012	Globo-N-pentaose; Gb5
OS03013	Globo-H
OS03014	Blood Group Type V A-antigen
OS03015	Blood Group Type V B-antigen
Glyco-Related Chemicals	
GC03001	Adenosine 5'-triphosphate disodium salt hydrate (ATP)
GC03002	Uridine 5'-triphosphate trisodium salt dihydrate (UTP)
GC03003	Guanosine 5'-triphosphate sodium salt hydrate (GTP)
GC03004	Cytidine 5'-triphosphate disodium salt (CTP)
GC03005	L-fucose
GC03006	D-mannose
GC03007	D-galactosamine HCl
GC03008	L-fuculose
GC03009	L-psicose
GC03010	L-ribulose
GC03011	L-rhamnulose
GC03012	L-tagatose
GC03013	L-xylulose
GC03014	L-fructose
GC03015	D-psicose
GC03016	D-ribulose
GC03017	D-sorbose
GC03018	D-tagatose
GC03019	D-xylulose
GC03020	D-arabinitol

GC03021	3-deoxy-D-glucosone
GC03022	2-deoxy-D-xylose
GC03023	D-rhamnose
GC03024	6-iodo-6-deoxy-D-glucose
GC03025	6-fluoro-6-deoxy-D-galactose
GC03026	3-fluoro-3-deoxy-D-glucitol
GC03027	5-azido-5-deoxy-D-arabinose
GC03028	6-azido-6-deoxy-D-glucose
GC03029	6-azido-6-deoxy-L-galactose
GC03030	6-azido-6-deoxy-D-fructose
GC03031	3-acetylamino-3-deoxy-D-glucose
N-Glycans, M-series, HMO-series, H-series, L-series, TE-series, and F-series	
Special Products	
AG00-2519	Heparinase I
AG00-6512	Heparinase II
AG00-8891	Heparinase III
AG00-0101	S-2238
AG00-0102	S-2765
AG00-0103	S-2222
AG00-0121	Activated factor X (Fxa)
AG00-0122	Alpha thrombin (FIIa)
EZ006K	Human thrombin (FIIa)
AG00-0131	Antithrombin (AT)
AG00-0132	Human antithrombin (AT)
AG00-2780	Chondroitinase AC
AG00-8058	Chondroitinase B
AG00-0401	Heparin Unsaturated Disaccharide Δ I-S
AG00-0402	Heparin Unsaturated Disaccharide Δ II-S
AG00-0403	Heparin Unsaturated Disaccharide Δ III-S
AG00-0404	Heparin Unsaturated Disaccharide Δ IV-S
AG00-0405	Heparin Unsaturated Disaccharide Δ I-A
AG00-0406	Heparin Unsaturated Disaccharide Δ II-A
AG00-0407	Heparin Unsaturated Disaccharide Δ III-A

Please feel free to contact us at sales@chemilyus.com for more details.



AG00-0408	Heparin Unsaturated Disaccharide Δ IV-A
AG00-0409	Heparin Unsaturated Disaccharide Δ I-H
AG00-0410	Heparin Unsaturated Disaccharide Δ II-H
AG00-0411	Heparin Unsaturated Disaccharide Δ III-H
AG00-0412	Heparin Unsaturated Disaccharide Δ IV-H
AG00-0413	Heparin Unsaturated Disaccharide Δ I-P
AG00-9905	Heparan Sulfate (HS)
AG00-9320	Dermatan Sulfate (DS)
AG00-9620	Oversulfated Chondroitin Sulfate (OSCS)
AG00-0421	Chondroitin Unsaturated Disaccharide Δ Di-0S
AG00-0422	Chondroitin Unsaturated Disaccharide Δ Di-4S
AG00-0423	Chondroitin Unsaturated Disaccharide Δ Di-6S
AG00-0424	Chondroitin Unsaturated Disaccharide Δ Di-diSE
AG00-0425	Chondroitin Unsaturated Disaccharide Δ Di-diSD
AG00-0426	Chondroitin Unsaturated Disaccharide Δ Di-diSB
AG00-0427	Chondroitin Unsaturated Disaccharide Δ Di-triS
AG00-0428	Chondroitin Unsaturated Disaccharide Δ Di-UA2S
AG00-0430	Chondroitin Disaccharide Di-4S
AG00-0431	Chondroitin Disaccharide Di-4S
AG00-0432	Chondroitin Disaccharide Di-4S
AG00-0429	Hyaluronic Acid Unsaturated Disaccharide Δ DiHA
Services	
	Protein identification (Protein ID)
	Global proteomic profiling
	Global profiling of N-linked glycosylation sites
	Global glycomic profiling
	Glycoprotein analysis

Please feel free to contact us at sales@chemilyus.com for more details.





Sales Terms & Conditions

These conditions apply to all sales of goods and services by Chemily, LLC (The Seller) to any Purchaser (The Buyer) of any nationality. In placing its order with The Seller, The Buyer has accepted all of the general terms & conditions of sale as described herein, notwithstanding any proposed change in terms contained in its own purchasing documents agreed upon by The Seller.

Ordering. We will only accept orders from companies, universities and colleges, research institutes, hospitals, and/or government agencies. We cannot supply retailers, wholesalers, brokers, or individuals. The Buyer agrees that the Products sold and delivered to The Buyer hereunder are to be used solely for Buyer's proper use and are not to be resold or used by customer for any other purpose or in any other manner whatsoever. The Buyer's orders are thereafter subject to our written confirmation of the order, and, prior to such acceptance, may be refused or canceled by The Seller and/or The Buyer for any reason, including our inability to supply, or if The Buyer could not be identified.

Orders may be placed by email, website, or mail. Orders should be accompanied by a delivery and invoicing address, a Purchase Order Number, and a confirmation of the acceptance of the price of products, delivery cost, and our present Terms and Conditions. Chemily, LLC validates the order by sending written confirmation of the order. Order through email at sales@chemilyus.com. Order through website at www.chemilyglycoscience.com. Order through mail to the following address: Chemily Glycoscience 58 Edgewood Ave NE, Floor 1 Atlanta, GA 30303.

Products. Our products are supplied solely for research purposes and for use in the laboratory by experienced and qualified personnel. They are not intended for human consumption; in particular, they are not for nutritional, drug use, or human experimentation. They are not intended for resale. Any other use must be approved and confirmed in writing by Chemily, LLC.

All our products should be handled by qualified personnel only; trained in laboratory procedures, and familiar with potential hazards. Information is not available on the possible hazards of many compounds. The absence of a warning must not be interpreted as indication of safety. The ultimate responsibility for the proper handling of any product lies with the user.

Prices. All prices are listed in United States dollars. Duty, applicable taxes, and shipping fees are appropriated upon confirmation of the order. Products and prices are correct at the time of printing and order on the website, but are subject to change without notice. The prices payable for the goods shall be those contained in The Seller's price list current at the time of dispatch, or confirmed on request by The Seller. Quotations are valid for 30 days from the date on the quotation. Prices for orders placed after this period must be re-confirmed by The Seller. We overcharge transportation cost and any applicable taxes to the customer.

Payment. Payments can be made by check or wire transfer. Chemily, LLC will invoice you for the product(s) purchased by your company and all charges are binding when we confirm your order. Unless we have agreed otherwise in writing, you will pay us within 30 days from our invoice issue date. You will make all payments in U.S. Dollars.

Check: Checks are to be made payable to Chemily, LLC and mailed to Chemily Glycoscience 58 Edgewood Ave NE, Floor 1 Atlanta, GA 30303 USA.

Wire transfer: To pay via wire transfer, please request "Payment Instructions" through sales@chemilyus.com.

Data Sheets. All orders dispatched will be accompanied by certificates of analysis or specifications. The data sheets are made on the base of our best knowledge and The Seller shall have no liability for any deviation from this. To complete the data sheet in accordance with regulations, The Buyer shall provide assistance to The Seller in connection with the collection of information in connection with the Products complete and delivered on first request.

Shipping. Delivery dates mentioned in any quotation, acknowledgement of order, or elsewhere are approximate only and not of any contractual effect, and The Seller shall not be under any liability to The Buyer in respect of any failure to deliver on any particular date(s). In case of inability of The Seller to deliver the products on planned delivery dates, The Buyer will be informed. Small packages will be sent by FedEx Express Saver. Larger packages will be sent by FedEx Express Ground. The Buyer shall meet the overcharge for shipping requested by The Seller. Whenever authorizations concerning import, exchange transactions, or other formalities are required for the importation of our Products into the country of destination, or for the payment thereof, the obtaining of such authorizations and compliance therewith within the applicable time period is coordinated with The Buyer and managed by The Seller. **Partial shipment:** A partial shipment of Products in stock can be requested at any time after confirmation of the order. An invoice will be processed for each partial shipment. Shipping fees will be invoiced for each additional shipment requested.

Storage. Our products are mainly sold as freeze dried. Most products are stable for some years at -20°C, provided they are not opened.

Variation. The Seller shall be determined to have fulfilled its contractual obligations in respect of any delivery though the quantity may be up to 10 % more or less than the quantity specified in the contract and in such event The Buyer shall pay for the actual quantity delivered.

Availability. Some products require lengthy re-make periods and sometimes are derived from raw materials which have uncertain or intermittent availability. They may therefore be unavailable for considerable periods of time. The Buyer cannot drive any right from any delay, which is no longer than two months (one month in case of prepayment). Thereafter, The Buyer's rights are limited to cancellation of the undelivered part of the order, prepayments are refunded.

Distribution. Some products could be delivered by local distributors. In this case The Seller is bound by the contract drawn between The Seller and distributor.

Warranty. In case of proven default in a product or delivery, The Seller's responsibility cannot exceed the replacement of the delivered product by a conform one. The Seller shall not in any event be liable for any lost, damage, delay, costs, diminished profits, revenues, or opportunities; or any other incidental, special, indirect, or consequential damages of any kind or nature whatsoever arising from the contract supported by The Buyer. The Buyer must notify The Seller within 30 days after the Products have been received or such Products shall be deemed to have been accepted. Any return of product is subject to prior agreement between The Buyer and The Seller. Any product return without such agreement will be kept in custody and will not give rise to any reimbursement. All costs and expenses connected to such return will be charged to The Buyer.

Intellectual Property. The Buyer shall not use The Seller's Intellectual Property Rights in a manner that disparages the other party or its products or services, blurs, dilutes, or otherwise diminishes The Seller's trade names, trademarks, service marks, or other intellectual property, or portrays The Seller or its products or services in a false, competitively adverse or poor light. The buyer shall comply with The Seller's requests as to the use of The Seller's Property Rights and will avoid any action that diminishes the value of such marks. Without limiting the foregoing, The Buyer shall not, without written permission from The Seller use any of The Seller's brand names, keywords, or derivations of either of the above for any purpose.

Governing Law. This contract shall be governed in all respects by the United States federal and Georgia state laws, and the parties hereby submit to the jurisdiction of the United States courts.

Derogation. Any derogation to these terms and conditions are specified in writing in correspondence signed by Chemily, LLC.

These Sales Terms & Conditions are subject to change without notice.

